



# Parade Competition Rules

## Porsche Club of America



PORSCHE CLUB OF AMERICA

JUNE 21-27

La Quinta Resort and Spa  
La Quinta (Palm Springs), California

Cover photo courtesy of Mark Shevitz

# **2020 Parade Competition Rules**

## **Notice**

This publication intended as a guide for the conduct of the sport and are in no way a guarantee against injury or death to participants, spectators, or others.

Although all attempts have been made to assure similarity between the printed and the Portable Document Format (PDF), used for the compact disk and website versions, some formatting discrepancies can occur. The most notable discrepancy being the table of contents and the corresponding listed page numbers in the PDF versions.

# Parade Competition Rules Committee

---

**Danny Saxton**  
(Chairman)  
djsaxton@bellsouth.net

**Bob Kuchenbecker**  
kootch@mindspring.com

**Leeds Gulick**  
leedsg@frontier.com

**Rik Larson**  
rik.larson@gmail.com

**Gary Milavetz**  
gary-milavetz@uiowa.edu

**Ron Gordon**  
nein44@comcast.net

**Paul Gilbreath**  
paulgilbreath@live.com

**Jack Stephensen**  
jack.stephensen@e-arc.com

**Steve Hoffman**  
steve1rob2@aol.com

**Larry Sharp**  
carumber6@comcast.net

**PCA National Office**  
P.O. Box 6400  
Columbia, Maryland 21045  
410-381-0911  
www.pca.org

## **Previous PCR Committee Chairman**

Dwight Mitchell (1969-1971)  
George Thwing (1972)  
Mike Robbins (1973-1974)  
John Clever (1975-1981)  
Charlie Davis (1982-1984)  
Chick Misura (1985-1992)  
Dennis Frick (1993-2002)  
Mike Lommatzsch (2003-2015)  
Danny Saxton (2016-current)



# Table of Contents

<b>Introduction.....</b>	<b>1</b>	<b>G-3. Parade Competition Rules (PCR) .....</b>	<b>4</b>
<b>I-1. Usage.....</b>	<b>1</b>	G-3.1. Knowledge of Rules .....	4
<b>I-2. Liability.....</b>	<b>1</b>	G-3.2. Questions.....	4
<b>I-3. PCR committee and Functions.....</b>	<b>1</b>	G-3.3. Supplementary Regulations.....	4
I-3.1. Pre-Parade Duties.....	1	G-3.4. Verbal Instructions.....	4
I-3.1.1. Publication of the PCRs .....	1	<b>G-4. Fairness .....</b>	<b>4</b>
I-3.1.2. Review of Planning .....	1	<b>G-5. Causes for Disqualification.....</b>	<b>4</b>
I-3.2. Parade Duties.....	1	G-5.1. Unsportsmanlike Conduct.....	5
I-3.2.1. Protests .....	1	G-5.2. Misclassification.....	5
I-3.2.2. Administration and Enforcement of Rules ..	1	G-5.3. Alcohol, Narcotics, Illegal Substances .....	5
<b>I-4. PCR Revision Procedure .....</b>	<b>2</b>	G-5.4. Schedules.....	5
I-4.1. Change Requests.....	2	G-5.5. Unsafe Driving .....	5
I-4.2. Formulation and Distribution of Proposals.....	2	G-5.6. Other Causes.....	5
I-4.3. Approval .....	2	<b>G-6. Vehicle Driving laws .....</b>	<b>5</b>
I-4.4. Exceptions .....	2	G-6.1. Traffic Laws .....	5
<b>General Rules.....</b>	<b>3</b>	<b>G-7. Safety (Tech) Inspection .....</b>	<b>5</b>
<b>G-1. Official Competitive Events.....</b>	<b>3</b>	<b>G-8. Classification Disputes.....</b>	<b>5</b>
<b>G-2. Registration.....</b>	<b>3</b>	<b>G-9. Protests.....</b>	<b>5</b>
G-2.1. Entry Categories .....	3	G-9.1. Right to Protest .....	5
G-2.2. Eligible Entrants.....	3	G-9.2. Submission of Protest.....	5
G-2.3. Entrants Per Automobile.....	3	G-9.2.1. Protest Fee .....	5
G-2.3.1. Exceptions .....	3	G-9.2.2. Time and Place.....	6
G-2.4. Registration Requirement.....	3	G-9.2.3. Protest Committee Procedure .....	6
G-2.4.1. Registration Deadlines.....	3	G-9.3. Final Authority .....	6
G-2.5. Non-Transferability .....	4	G-9.4. Concours Protests.....	6
G-2.6. Eligible Automobiles.....	4	G-9.5. Autocross Protests.....	6
G-2.6.1. Non-Street Legal Automobiles .....	4	G-9.5.1. Non-Conforming Automobile.....	6
Concours and Autocross .....	4	G-9.5.2. Responsibility of Inspection Expense .....	7
G-2.6.2. Non-Street Legal Automobiles.....	4	G-9.5.3. Automatic Disqualifications .....	7
G-2.6.3. Rally Automobiles .....	4	G-9.5.4. Rubbing Tire Protests .....	7
G-2.6.4. Concours Automobiles .....	4	G-9.6. Rally Protests .....	7
G-2.6.5. Autocross Automobiles.....	4	G-9.7. Technical Quiz Protests .....	7
G-2.6.6. Technical Quiz Automobiles .....	4		
G-2.7. Registration Fees.....	4		

## 2020 Parade Competition Rules

<b>G-10. Scoring .....</b>	<b>7</b>	A-2.2.3. Improved Classes .....	17
<b>G-11. Awards .....</b>	<b>7</b>	A-2.2.4. Modified Classes .....	17
G-11.1 Perpetual Awards .....	7	A-2.3. Class Scoring.....	17
G-11.1.1. Class Awards .....	7	A-2.4. Class Progression .....	17
G-11.2. Concours Awards .....	8	A-2.5. Allowances.....	18
G-11.3. Autocross Awards .....	8	A-2.5.1. Engine Swaps.....	18
G-11.4. Rally Awards.....	8	A-2.5.2. Update/Backdate Modifications .....	18
G-11.5. Technical Quiz Awards .....	8	Model Ranges .....	18
<b>Concours D'Elegance .....</b>	<b>9</b>	A-2.5.3. "Free" Modifications .....	19
<b>C-1. Referenced Rules.....</b>	<b>9</b>	A-2.5.4. Showroom Stock Modifications.....	19
<b>C-2. Classification.....</b>	<b>9</b>	A-2.5.5. Production Modifications .....	19
C-2.1. Restoration Group .....	9	A-2.5.6. Improved Modifications .....	21
C-2.2. Preservation Group .....	10	A-2.5.7. Modified Modifications.....	23
C-2.3. Preparation Group .....	10	A-2.5.8. Other Modifications.....	23
<b>C-3. Preparing Your Porsche .....</b>	<b>11</b>	<b>A-3. Course .....</b>	<b>23</b>
<b>C-4. Competitor's Rules.....</b>	<b>11</b>	A-3.1. Boundaries .....	23
<b>C-5. Judging.....</b>	<b>11</b>	A-3.2. Entrance/Exit .....	23
C-5.1. Judging Standards .....	11	A-3.3. Course Map.....	23
C-5.1.1. Judges .....	12	A-3.4. Safety and Impound Areas.....	23
C-5.1.2. Inspection of Automobiles .....	12	<b>A-4. Flags.....</b>	<b>24</b>
C-5.2. Judging Procedures.....	12	<b>A-5. Driver safety.....</b>	<b>24</b>
C-5.2.1. Removal of Caps/Covers/Lids .....	12	A-5.1. Automobiles and Drivers .....	24
C-5.2.1.1. Restoration Group/Preparation Group...	12	<b>A-6. Autocross runs .....</b>	<b>25</b>
C-5.2.1.2. Preservation Group.....	12	A-6.1. Schedules .....	25
C-5.2.2. Judging Sequence .....	13	A-6.2. Timed Runs.....	25
C-5.2.2.1. Restoration/Preparation/ Groups .....	13	A-6.3. Re-Runs .....	25
C-5.2.2.2. Preservation Group .....	13	A-6.4. Penalties .....	26
C-5.2.3. Last Minute Preparations .....	13	<b>A-7. Competitor's Rules.....</b>	<b>26</b>
<b>C-6. Scoring .....</b>	<b>13</b>	<b>A-8. Timing And Scoring .....</b>	<b>27</b>
C-6.1. Forms .....	13	A-8.1. Timing .....	27
C-6.2. Tied Scores .....	13	A-8.1.1. Equipment.....	27
C-6.3. Posting of Scores.....	14	A-8.1.2. Timer Problems .....	27
<b>Autocross .....</b>	<b>15</b>	A-8.1.3. Timing Slips .....	27
<b>A-1. Referenced Rules .....</b>	<b>15</b>	A-8.2. Scoring.....	27
<b>A-2. Classification.....</b>	<b>15</b>	A-8.2.1. Official Time .....	27
A-2.1. Categories.....	15	A-8.2.2. Event Score.....	27
A-2.2. Classes .....	15	A-8.2.3. Pylon Penalties .....	27
A-2.2.1. Showroom Stock Classes .....	16	A-8.2.4. Tied Scores .....	27
A-2.2.2. Production Classes .....	16	A-8.2.5. Posting of Scores.....	27
		<b>A-9. Event Size Classing .....</b>	<b>27</b>
		A-9.1. Small Sized Events .....	28
		A-9.2. Medium Sized Events .....	28
		A-9.3. Large Sized Events .....	29

<b>Time, Speed and Distance(TSD) Rally .....</b>	<b>31</b>	<b>R-11. Timing and Scoring.....</b>	<b>35</b>
<b>R-1. Referenced Rules.....</b>	<b>31</b>	R-11.1. Timing.....	35
<b>R-2. Classification .....</b>	<b>31</b>	R-11.1.1. Measure of Arrival Time.....	35
<b>R-3. General Description Of Rally .....</b>	<b>31</b>	R-11.1.2. Missed Controls .....	35
R-3.1. Duration of Rally .....	31	R-11.2. Scoring .....	36
<b>R-4. General instructions .....</b>	<b>32</b>	R-11.2.1. Leg Score.....	36
R-4.1. Contents.....	32	R-11.2.2. Maximum Duration for Intended Traps	36
R-4.2. Questions and Answers.....	33	R-11.2.3. Missed Control Score and Penalty.....	36
R-4.3. Supplementary Generals .....	33	R-11.2.4. Other Penalties.....	36
<b>R-5. Time.....</b>	<b>33</b>	R-11.2.5. Total Score.....	36
R-5.1. Official Time.....	33	R-11.3. Tied Scores .....	36
R-5.2. Start Time.....	33	R-11.4. Posting of Scores.....	36
<b>R-6. Route Instructions .....</b>	<b>33</b>	<b>Technical Quiz .....</b>	<b>37</b>
R-6.1. Equal Time for Study .....	33	<b>Q-1. Referenced Rules.....</b>	<b>37</b>
R-6.2. Identical Instructions .....	33	<b>Q-2. Classes .....</b>	<b>37</b>
R-6.3. Content of Instructions .....	33	<b>Q-3. Content.....</b>	<b>37</b>
R-6.3.1. Sheet Numbering.....	33	Q-3.1. Format.....	37
R-6.3.2. Quoted Signs .....	33	Q-3.2. Sources.....	38
R-6.3.3. Action Point Identification .....	33	<b>Q-4. Competitor's Rules .....</b>	<b>38</b>
R-6.3.4. Distance/Speed.....	33	<b>Q-5. Scoring .....</b>	<b>38</b>
<b>R-7. Odometer Calibration Run.....</b>	<b>33</b>	<b>Q-6. Official Answer Sheets .....</b>	<b>38</b>
<b>R-8. Controls.....</b>	<b>33</b>	<b>Appendices</b>	
R-8.1. Open Controls(Manned Checkpoint) .....	34	<b>Appendix I – Definition Of Eligible Cars .....</b>	<b>39</b>
R-8.1.1. Location of Open Controls .....	34	<b>Appendix II –Concours Organization Chart .....</b>	<b>41</b>
R-8.1.2. Leg Information .....	34	<b>Appendix III – Kardex Sample .....</b>	<b>43</b>
R-8.1.3. Control Departure.....	34	Certificate of Authenticity Sample .....	44
R-8.1.4. Closing of Controls.....	34	COA Order Form .....	45
R-8.2. Unmanned Timing Controls(DIYC) .....	34	Monroney Label Samples.....	46
R-8.2.1. Location of DIYC Controls.....	34	<b>Appendix IV – Concours Score Sheets</b>	
R-8.2.2. Procedures for DIYC Controls .....	34	Preservation.....	49
R-8.2.3. DIYC Control Departure .....	35	Restoration (Air Cooled) .....	51
R-8.2.4. DIYC Leg Information .....	35	Restoration (Liquid Cooled) .....	55
R-8.2.5. DIYC Example.....	35	Preparation .....	59
R-8.3. Manned Route Controls.....	35	Preparation (Street).....	63
<b>R-9. Delay Allowances .....</b>	<b>35</b>		
R-9.1. Delay Request.....	35		
R-9.2. Delay Amounts .....	35		
R-9.3. Submitting Delay Requests .....	35		
<b>R-10. Competitor's Rules.....</b>	<b>35</b>		

## 2020 Parade Competition Rules

<b>Appendix V – Autocross Modification List.....</b>	<b>65</b>
<b>Appendix VI – Specifications.....</b>	<b>67</b>
<b>Appendix VII – Rally Glossary .....</b>	<b>75</b>
<b>Appendix VIII – Competition Protest Form.....</b>	<b>77</b>
<b>Appendix IX – Index.....</b>	<b>79</b>
<b>Appendix X – Parade Over-Subscription Procedure. </b>	<b>85</b>
<b>Appendix XI – Tech Inspection Form .....</b>	<b>87</b>
<b>Appendix XII – Roll Bars / Roll Cages.....</b>	<b>89</b>



# Introduction

The rules and regulations set forth herein are the Parade Competition Rules, known as the PCRs. The purpose of the PCRs is to provide for the orderly conduct of all official and unofficial competitive events of the Porsche Parade and to make provisions for participant and spectator safety. Fairness to and among competitors is the goal of the PCRs.

## I-1. Usage

The current PCRs are the official competition regulations for the current Porsche Parade. The General Rules specifically apply to Parade applications and overall Parade operations. The four major competitive events (conours, autocross, rally and technical/historical quiz) are governed by the specific event rules contained within. These rules may also be used for, and are suggested for, conduct of other PCA competitive events, at the discretion of the zones/regions.

## I-2. Liability

No express or implied warranty of safety or fitness for a particular use shall result from publication of, or compliance with, these rules and/or regulations. The PCRs are intended as a guide for the sport and are in no way a guarantee against injury or death to participants, spectators, or others.

## I-3. PCR Committee and Functions

The responsibility for developing, maintaining, revising, administering, and enforcing the PCRs is vested in the Parade Competition Rules Committee Chair appointed by the Parade Chair. The PCR Committee reserves the right to review Parade events and to make any changes deemed necessary.

### I-3.1. Pre-Parade Duties

**I-3.1.1. Publication of the PCRs.** The PCR Committee will publish the PCRs annually, incorporating all approved changes, by January 31st of each year. Copies will be available via the website to each member.

**I-3.1.2. Review of Planning.** The PCR Committee, its Chairman, or designated member(s) will review and approve the following:

- (a) Supplemental Parade Regulations, published by the Parade Committee. This may include concours, autocross, rally and/or tech/historical quiz supplementary instructions.
- (b) Appointments to the Parade Protest Committee
- (c) Appointments to the concours judging staff
- (d) Rally route in conjunction with the Safety Chairman and Parade Rally Chair, plus rally general instructions, including penalties. This event cannot begin or continue unless all aspects of the rally are and remain consistent with the PCR Chair/Safety Chair/Parade Rally Chair prior approval. If any of the Chairs are unable to serve, their replacement will be appointed by the Parade Chair.
- (e) Autocross site and course design in conjunction with the Safety Chairman and Parade Autocross Chair, plus the driving event penalties. This event cannot begin or continue unless all aspects of the autocross are and remain consistent with the PCR Chair/Safety Chair/Parade Autocross Chair prior approval.

### I-3.2 Parade Duties

The PCR Committee's Parade duties will be carried out by those members of the Committee at the Parade.

#### 3.2.1. Protests.

At least two members of the PCR Committee will be involved in every decision of a Parade Protest Committee.

#### I-3.2.2. Administration and Enforcement of Rules.

- (a) The PCR Committee Chairman and members will be available to answer questions regarding the PCRs (both before and during the Parade)
- (b) The PCR Committee Chairman and Committee will aid the Parade officials and event chairmen in the enforcement of the PCRs.

### **I-4. PCR Revision Procedure**

#### **I-4.1. Change Requests**

Any PCA member may suggest/request any change(s) to the PCRs by making written application to a member of the PCR Committee. Rule suggestions/requests received prior to September 1st will be considered for the following calendar year.

#### **I-4.2. Formulation and Distribution of Proposals**

The PCR Committee will meet following Parade to consider all comments/suggestions/requests and other rule changes to the PCRs generated during the events to formulate the proposed rule changes for the following year. The meeting may be held via teleconferencing, Webex, or in person. Based on this review, a final set of proposed rule changes will be published by November 15th for membership comment. The proposed changes(s) will be shown along with the existing rule(s), when applicable, and the reason(s) for the change(s). Final submission for membership comments based on these proposed changes will be December 15th.

#### **I-4.3. Approval**

Approved changes and rules will be submitted to the Parade Chair for final review and will be effective for the following calendar year and Parade

#### **I-4.4. Exceptions**

Exceptions to this procedure may be made only if, in the opinion of the PCR Committee, a hardship or an emergency condition will exist due to the existing rule (or lack thereof). Editorial changes for the purposes of administration, clarification and/or correction of errors are not considered changes in the rules.

# Parade General Rules

## G-1. Official/Unofficial Competitive Events

The Porsche Parade consists of official (concours, rally, autocross, technical/historical quiz) and unofficial/social (art show, gimmick rally, radio controlled cars, etc.) competitive events.

The General Rules set forth herein are for overall Parade operation. Some specifics (generally G-6. through G-11. - safety (tech) inspection, protests, class award numbers) under the General Rules do not apply to the unofficial/social competitive events.

## G-2. Registration

**G-2.1. Entry Categories** There will be two category of entry: the competitive and social. Competitive entrants will be eligible to enter all official competitive events. Any other category (or categories) of entry and all events in which such entrants are eligible to compete for awards will be identified on the registration form.

## G-2.2. Eligible Entrants

Entrants and co-entrants must be 18 or over and must be PCA members in good standing, of any class of membership set forth in the PCA Bylaws. Participants in the Junior Participation Program (JPP) or the College Age Family Program (CAFP) must register as a JPP or CAFP participant with their sponsoring entrant or co-entrant. They may not register as an entrant or co-entrant. Co-entrants do not have to be affiliated/ family members; e.g., two active members, as defined in the Bylaws, may register together provided fees are paid per G-2.7. Non- club members and additional family members may register as guests.

Only entrants, co-entrants and JPP or CAFP participants may register for the four official competitive events, except that registered children of the entrant or co-entrant, aged 13 through 15, may participate in the technical and historical quiz. Guests are not eligible to compete in the four official competitive events.

### G-2.2.1. Junior Participant Program (JPP)

The JPP is a club-wide program for 16 and 17 year olds. Details about this program may be found in the Region Procedures Manual (RPM). For a copy of the RPMs write or call the Executive Office or see [www.pca.org](http://www.pca.org).

**G-2.2.2. College Age Family Program (CAFP)** The CAFP is a Parade specific program. This program allows 18 - 25 year old college students to attend Parade and participate in the events, who, except for their age, would otherwise qualify as JPP participants. The CAFP is not mandatory. If a participant meets the CAFP requirements, but are also a PCA member in good standing and desires to enter his/ her own Porsche, they can pay the entry fee and be a competitive entrant.

## G-2.3. Participants per Automobile

The maximum number of four (4) drivers per automobile will be allowed for the autocross. A maximum of two (2) eligible entrants (term participant is associated with JPP and CAFP) per automobile will be allowed in the rally.

### G-2.3.1. JPP Participants

JPP participants may compete in the autocross in the same category/class as their sponsoring entrant, co-entrant or in the Novice class if the JPP driver qualifies (see A-2.5.9 Novice Class), as outlined in the JPP guidelines. JPP participants may compete in the rally only as a navigator with the sponsoring G-2.3.2. CAFP Participants

### G-2.3.2. CAFP Participants

CAFP participants may compete in the autocross in the same category/class as their sponsoring entrant, co-entrant or in Novice class if CAFP driver is eligible (see A-2.5.9 Novice Class). CAFP entrants may compete in the rally as a driver or navigator. G-2.4. Registration Requirements

All eligible entrants must pre-register for the Parade. Every registrant driving in an event must present a valid driver's license and sign the release form at Parade check-in. Each eligible entrant must register using only their membership number, or be a JPP/CAFP participant or guest. Entrants, co-entrants, JPP and CAFP may only have one entry registration for the Parade. The entrant and co-entrant may register up to one automobile each. The entrant and co-entrant may compete in either automobile jointly or separately. JPP, CAFP and guests may not register vehicles.

**G-2.4.1. Registration Deadlines.** All competitive events have specific registration and automobile class change deadlines.

## 2020 Parade Competition Rules

Reference event: Concours (C-1.), autocross (A-1.), Rally(R-1.) and Tech/Historical Quiz (Q-1.) for specific event dead lines. Final check-in on site at the Parade is required.

### G-2.5. Non-Transferability

Parade registrations are non-transferable.

### G-2.6. Eligible Automobiles

Only Porsches may be entered. A Porsche is defined as an automobile and engine, as manufactured by or designed as a Porsche automobile by Porsche KG, Porsche AG or its successor. The engine must be a Porsche engine and have a Porsche part number on the engine case or engine block. Any Porsche engine may be installed in any Porsche automobile, and/or authorized for installation by Porsche. Ruf AG-built automobiles are considered Porsches for Parade event purposes. It is the entrant's responsibility, if necessary, to provide documentation to prove the entered automobile is a Porsche. (See Appendix I, Factory Race, Limited Production or Modified, for additional eligible automobiles.) With the exception of the Gimmick Rally, rental cars (Porsches or not) will not be allowed in the competitive events, (Concours, Rally and Autocross).

#### G-2.6.1. Non-Street Legal Automobiles and Rally.

Automobiles that are not street-legal for street driving may not be registered for the rally.

**G-2.6.2. Rally Automobiles.** The automobile used in the rally must be a Porsche (as defined above) and must be registered by a Parade eligible entrant.

**G-2.6.3. Autocross Automobiles.** A participant may drive only one automobile in the autocross. The autocross automobile must be a Porsche (as defined above) and must be registered by a Parade eligible entrant. Each driver in multiple driver automobiles must run in the same category/class (see A-2.1).

**G-2.6.4. Technical/Historical Quiz Automobiles.** Each eligible entrant may take the quiz of his/her choice.

**G-2.6.5. Concours Automobiles.** Concours automobiles must be a Porsche (as defined above) and must be registered by either the entrant or co-entrant.

### G-2.7. Registration Fees

Registration fees are payable as follows:

- (a) Member/Associate Member - An entrant and optional co-entrant may be a PCA member (one person) or a PCA member and his/her designated family/affiliate member (two persons), paying only one fee.
- (b) Unaffiliated Members - An entrant and co-entrant may be two PCA members (neither being the family/affiliate member of the other) registering together.

They will pay one registration fee.

- (c) JPP, CAFP and guest participants shall pay a nominal registration fee as determined by the Parade Committee.
- (d) Beyond the base registration fee, the Parade Committee may also charge additional fees to participate in the four competitive events, for additional automobiles and any other event or activity offered.

### G-3. Parade Competition Rules (PCR)

A copy of the current PCRs and all supplementary regulations will be made available to all entrants prior to the Parade by the Parade Committee.

#### G-3.1. Knowledge of Rules

Every entrant shall have knowledge of the current PCRs and agrees without reservation to the consequences resulting from enforcement of the PCRs.

#### G-3.2. Questions

Questions regarding the PCRs should be directed to a member of the PCR Committee, listed in the front of this book.

#### G-3.3. Supplementary Regulations

Entrants must also comply with the supplementary regulations published by the Parade Committee. Supplementary regulations, posted on the PCA website for the Parade, will also be contained in registration packets. Supplementary regulations will be in addition to and not in conflict with the PCRs unless approved by the PCR Committee.

#### G-3.4. Verbal instructions

Any verbal instructions from Parade personnel that are in violation of the current PCRs and/or current supplementary regulations shall not be official.

### G-4. Fairness

Fairness to all competitors is required. Nothing within the control of the Parade officials shall be done during the course of any event that would create an unfair advantage or disadvantage for anyone, and all reasonable steps shall be taken to assure compliance.

### G-5. Causes For Disqualification

The PCR Committee (limited to those members present at the Parade) may at any time during the Parade disqualify any entrant for violation of these rules. The Protest Committee has the same authority in conjunction with protests. The chairmen of the competitive events have the authority to enforce sections G-5.2 through G-5.6 during



the conduct of their events.

#### **G-5.1. Un-Sportsman Like Conduct**

If at any time during the Parade, the PCR Committee judges that an eligible entrant is showing unsportsmanlike conduct or is bending or taking unfair advantage of a rule or rules, that entrant may be disqualified from an event, or from the entire Parade.

#### **G-5.2. Misclassification**

It shall be each eligible entrant's responsibility to properly classify himself/herself and the registered automobile(s) for each event entered.

Misclassification is cause for disqualification.

#### **G-5.3. Alcohol, Narcotics, Illegal Substances**

Any participant may be disqualified from the driving event or rally if found consuming or using or if judged to be under the influence of alcohol, narcotics or dangerous or illegal substances during and at the site of the event. Workers and Parade officials are likewise prohibited from using or being under the influence of the above substances.

#### **G-5.4. Schedules**

Failure of an eligible entrant to be in the proper place at the scheduled time may be cause for disqualification from the concours, autocross, rally, or technical/historical quiz. That is, a tardy eligible entrant may not be allowed to compete in the event for which he/she was tardy.

#### **G-5.5. Unsafe Driving**

Irregular, dangerous, or reckless driving during the Parade may be cause for disqualification.

#### **G-5.6. Other Causes**

Other causes, applicable only to individual events, are listed under "Competitor's Rules" in the sections concerning those events. (See G-9.5.3 "Automatic Disqualifications" under "Autocross Protests.")

### **G-6. Vehicle/Driving Laws**

#### **G-6.1. Traffic Laws**

Eligible entrants must strictly adhere to all applicable (state, local, etc.) traffic laws.

#### **G-7. Safety (Tech) Inspection**

Each automobile competing in the autocross must undergo safety inspection before being driven in the event for which that automobile is registered. (See A-5 for autocross driver safety rules.)

### **G-8. Classification Disputes**

If an eligible entrant thinks an automobile is not properly classified, the entrant may bring this to the attention of a member of the Protest Committee, Competition Event Chairman or designated official who will investigate the problem. If the member of the Protest Committee finds that there is an obvious misclassification, the Committee member will assist in the proper classification for the automobile involved, if possible. This procedure is intended to correct misclassifications without payment of protest fees and/or subsequent disqualification of entrants. If the member of the Protest Committee does not find a violation, the complainant may still file a formal protest. Re-classification must take place as follows:

Concours - Prior to the Start of Judging Rally-  
Prior to Leaving the Start Line Autocross - Prior to Start of the Correct Run Group

### **G-9. Protests**

#### **G-9.1. Right To Protest**

An eligible entrant may protest any decision, act, or omission of the organizers, an official, entrant, or other person connected with the event considered to be in violation of the PCRs or any supplementary regulation published by the Parade organizers. Any eligible entrant participating in any event, including members of the PCR Committee and the Protest Committee, shall have the right to protest.

Protests will be resolved by the Protest Committee.

Eligible entrants are responsible for notifying Parade organizers in the event of a scoring math or timing error.

Protests are not needed to correct scoring math or timing errors. It is expected that protests be reasonable, based on sound evidence, and submitted in a spirit of fairness (See G-4, G-5.1.) If, in the opinion of the Protest Committee, a protester has acted in a manner inconsistent with the spirit of fairness and good sportsmanship, the protest will be considered to be in bad faith, the protest will be denied and the protest fee forfeited.

### **G-9.2. Submission of Protest**

Every protest must be legibly written, must describe in detail and cite which PCR (letter #) or supplementary regulation is considered to have been violated and by whom, must be signed by the protester, and must be accompanied by a protest fee.

#### **G-9.2.1. Protest Fee.**

Each protest must be accompanied by a fee of \$100.00, cash (no Checks) except for the tech quiz which will be \$20.00 per question. The fee will be returned only in the event the protest is upheld. However, protest by the PCR Committee Members and/or the Protest Committee are exempt from the fee; except when a member of the PCR Protest Committee, files a protest and is personally involved, the PCR/Protest Committee member pays the fee. Final safety check inspectors are also exempt from the fee for protests resulting from the performance of duties. All protests of improper action or following of procedures by PCR/Protest Committee Members are protestable at no fee, if the improper action or procedure has been brought to the appropriate PCR/Protest Committee Member's attention and satisfactory corrective action has not been taken. Situations where there is a conflict of interest which may affect results, or where an entrant is unfairly prejudiced may also be protested at no fee, if the appropriate event PCR/Protest Committee Members have not satisfactorily responded after the situation has been brought to their attention.

#### **G-9.2.2. Time and Place.**

Protests must be filed within the time limits established for each event in the following subsections. The time limit may be extended in exceptional cases where a protester can demonstrate that information pertinent to the protest was not available within the time limit. Protests must be filed with the designated personnel in the following locations: Concours - in the "Scoring Area" at the event site; Autocross - in the vicinity of the impound area; Rally - in the area for the receipt of the score cards; Tech/Historical Quiz - in the area for the receipt of the answer sheets.

### **G- 9.2.3. Protest Committee Procedures.**

The Protest Committee Chair is appointed by the Parade Chair approved by the EC. The Parade Protest Committee Chair is responsible for the organization and management of the Parade Protest Committees. Every Protest Committee will consist of five or more qualified members, including two members from the PCR Committee. The Concours Head Judge or the Concours Co-Chair, shall serve, as an advisory member, on the Protest Committee during the concours protest period. The appointees must be approved by the PCR Committee. A member of the PCR Committee serving on the Protest Committee must be involved in every decision of the Protest Committee. The Protest Committee has the right to request the protester to supplement the written protest with an oral explanation of its basis. Discussions involving a protest shall include all parties as appropriate to the protest.

The Parade must provide forms for the filing and logging of protests. Blank protest forms should be available at the location for receiving protests. Five-part forms are recommended: one for posting, one for the Protest Committee, one for Parade scoring officials, and one copy each for The Protest Committee Member in Charge (PCMC) receives the protests, he/she must also collect fees, log the receipt of the fees, post a copy of the protest in the area designated for the receipt of protests. The disposition (upheld/denied) of the protest will be noted on the posted copy.

All posted protest forms are to be moved to the central headquarters area where the event scores are posted after the event.

#### **G-9.2.4. Protest Committee Decisions**

Any Protest Committee decision may include disqualification from the Parade or a Parade event or any lesser penalty as deemed appropriate by the Protest Committee.

### **G-9.3. Final Authority**

The decision of the Protest Committee will be final and no appeal will be allowed the protester. The PCR Committee has the prerogative to review and change any decision of the Protest Committee, provided all members of the PCR committee attending the Parade participate in the review.

**G-9.4. Concours Protests**

Protests must be filed not later than 30 minutes after the initial results are posted and official score sheets are available for the class in which the protested automobile is entered. No entrant can protest against another entrant's score. Protests that involve subjective judging standards will not be accepted. The results are final at the end of the protest period pending resolution of protest(s). No entrant's automobile may be removed from the concours site until the protest period for that class has expired and all protests are resolved.

**G-9.5. Autocross Protests.**

Protests must be filed not later than 30 minutes after the last automobile in the class enters impound and initial results are posted, except those concerning rubbing tires. See "Rubbing Tire Protests" below (G-9.5.4).

**G-9.5.1. Non-Conforming Automobile.**

Any entrant taking part in the competition may protest any automobile as not conforming to the PCRs. The protester may request that the automobile be disassembled, inspected, or any other test made, provided that the protester posts a cash bond with the Protest Committee sufficient to cover the total expenses of disassembly, inspection and reassembly. (See G-9.5.3.)

**G-9.5.2. Responsibility for Inspection Expense.**

If the protested automobile is found upon inspection to conform to the PCRs, the protester shall forfeit the bond posted with the Protest Committee and the money shall be used to cover the costs incurred. If the automobile is found upon inspection to be in violation of the PCRs, the protester's bond will be returned, and the entrant/driver of the protested automobile shall pay for all expenses and be subject to disciplinary action as the Protest Committee deems proper. (See G-9.5.3.)

**G-9.5.3. Automatic Disqualifications.**

Eligible Entrants will be immediately disqualified from the driving event under these circumstances:

(a) Refusing Inspection - If the eligible entrant of a protested automobile refuses to allow inspection of the automobile under the terms defined in G-9.5.1 and G-9.5.2, he/she will be immediately disqualified. Other penalties, as deemed appropriate by the Protest Committee, may also be imposed.

(b) Disqualified Automobile - If an automobile is disqualified, both eligible entrants will be automatically disqualified.

**G-9.5.4. Rubbing Tire Protests.**

If an eligible entrant or a final safety check inspector believes that an automobile in a Showroom Stock or Production class has a tire(s) that will rub against the fender, body, or suspension, the protest must be filed BEFORE the protested automobile's timed runs. The surface(s) that are suspected as rubbing points will be marked in a manner agreeable to the protestee prior to runs, and the marked points will be examined by the Protest Committee immediately after the automobile's last run for evidence of rubbing. If evidence of rubbing is found, the automobile and its drivers will be disqualified. A front tire whose inside surface or shoulder lightly rubs the inner surface of the fender well while steering is at full lock is exempt from the rubbing tire protest. If the protestee refuses to allow his automobile to be marked, the automobile and its drivers will be automatically disqualified. Competitors may not protest rubbing tires after timed runs, and automobiles will not be marked after timed runs; however, the Driving Event Chairman and/or the Protest Committee may disqualify an automobile for rubbing tires after its timed runs per A-5.1 (h) under "Driver Safety."

**G-9.6. Rally Protests**

Protests concerning a condition existing or occurring on the route of the rally must be filed not later than one hour after the concerned automobile's arrival time at the place where score cards are turned in. No changes other than mathematical corrections will be made in individual scores in the absence of an approved official protest lodged by the complainant. No protests will be allowed on a checkpoint's timing error of 3 or less. Rallyist will be notified on or before rally day of the time and location where official scores will be posted. Following score posting, the Rallymaster or his authorized representative must remain available for one hour to correct mathematical errors. Since final rally scores are not protestable, no Protest Committee will be available. (See R-11.4.)

**G-9.7. Technical / Historical Quiz Protests**

Protests concerning questions and answers must be filed not later than 30 minutes after the last entrant receives the official answer. If a protest is up held, all test with the protested question will be re-scored correctly by substituting the correct answer on the master score sheet and re-scoring tests or by adjusting the scores of affected tests. Either the

## 2020 Parade Competition Rules

protest and the disposition (upheld/denied) of each protest or a copy of the corrected master score sheet will be posted. Official scores posted later in the day are not protestable although mathematical errors are correctable. The Protest Committee will not be available at that time. See Section Q-5.

### G-10. Scoring

The scoring procedures used for all official events will have been approved by the PCR Committee. Event chairs have the option of distributing additional awards.

### G-11. Awards

#### G-11.1. Perpetual Awards

Perpetual Awards are those trophies that represent the overall winners in each of the competitive events. The recipients of these awards will not be allowed to retain possession of the Perpetual Award as the Perpetual Trophies will be on display at the national office, except for the week of Parade; at which time the Executive Director will be responsible for transportation and security of the trophies to and from Parade, as well as their safety during Parade. The recipient's name will be added to the names on the Perpetual Trophies and he/she will receive a permanent award to keep, which will be provided by the Parade Committee. (Note: The Perpetual Trophies will remain solely in the possession of the Porsche Club of America)

##### G-11.1.1. Class Awards

Class awards are awarded to participants in competitive events. An entrant is deemed to have participated if they started the competitive event, Class awards (separate for driver and navigator in the rally) shall be presented in accordance with the following minimum schedule:

Participated In Class	Number Of Awards
1-3	1
4-5	2
6-7	3
8-10	4
11-13	5
14-16	6
17 or more	6 + 10% of

excess over 16 (rounded up to nearest whole number) Comparable awards will generally be given out across all competitive events as covered by the PCRs.

#### G-11.2. Concours Awards

In addition to the class awards, the following overall awards will be presented:

Four Concours d'Elegance Group Awards:

Restoration Group Award  
Preservation Group Award  
Preparation Group I Award  
Preparation Group II Award

[A single car class in Restoration Group "Full", and Preparation Group I "Full", will receive a first place trophy, but will not advance to Overall Group Judging unless their score is 292 or higher. In Preparation Group II "Full" a single car class will receive a first place trophy but to advance to Overall Group judging, a score of 240 or higher is required.] Since these are Perpetual Trophies they will remain on display at the national office, except for the week of Parade; at which time the Executive Director will be responsible for transportation and security of the trophies to and from Parade, as well as their safety during Parade. The recipients will receive a permanent award to keep, provided by the Parade Committee.

Level of Achievement Awards (Restoration Group and Preparation Group I only) - All automobiles participating in Restoration "Full" will be eligible for PCA Level of Achievement Awards. Awards will be distributed regardless of class finishing position and are based on raw scores.

Awarded to the Restoration Group

Gmund (Gold): 298 points and above.

Gmund (Silver): 295 points to less than 298 points.

Gmund (Bronze): 292 points to less than 295 points.

All automobiles participating in Preparation I "Full" will be eligible for a PCA Level of Achievement Award. This award is to acknowledge the preparation of the vehicles driven to the Porsche Parade. Awards will be distributed regardless of class finishing position and are based on raw scores.

Awarded to the Preparation Group:

Stuttgart (Gold): 295 points and above.

Honorary Judges' Choice - Selected from among those Porsches participating in the Concours by a panel of honorary judges. A trophy will be awarded for the automobile so selected.



People's Choice - Selected from among those Porsches participating in the Concours voted on by the Parade entrants. A trophy will be given to the entrant whose Porsche is so selected.

### **G-11.3. Autocross Awards**

In addition to the class awards, the following special awards will be presented. Since these are Perpetual Trophies, they will remain on display at the national office, except for the week of Parade; at which time the Executive Officer will be responsible for transportation and security of the trophies to and from Parade, as well as their safety during Parade. The recipient's name will be placed on the Perpetual Trophy and he/she will receive a permanent award to keep, provided by the Parade Committee.

- (a) Open Driving Trophy - Awarded to the fastest male driver (official time). This award will be in addition to the first place trophy in the winner's class.
- (b) Women's Driving Trophy - Awarded to the fastest female driver (official time). This award will be in addition to the first place trophy in the winner's class.

(Note: The Perpetual Awards will remain with the Porsche Club of America at the national office)

### **G-11.4. Rally Awards**

In addition to the class awards, the following special awards will be presented. Since these are Perpetual Trophies, they will remain on display at the national office, except for the week of Parade; at which time the Executive Officer will be responsible for transportation and security of the trophies to and from Parade, as well as their safety during Parade. The recipient's name will be placed on the Perpetual Trophy and he/she will receive a permanent award to keep, provided by the Parade Committee.

- (a) Hoffman Rally Trophy - Awarded to the driver of the automobile with the lowest score in the rally.
- (b) Woolery Navigator Trophy - Awarded to the navigator of the automobile with the lowest score in the rally.

(Note: The Perpetual Awards will remain with the Porsche Club of America at the national office)

### **G-11.5. Technical /Historic Quiz Awards**

In addition to the class awards, the following special awards will be presented. Since these are perpetual trophies, they will remain on display at the national office, except for the week of Parade; at which time the Executive Officer will be responsible for transportation and security of the trophies to and from Parade, as well as their safety during Parade.

The recipient's name will be placed on the Perpetual Trophy and he/she will receive a permanent award to keep, provided by the Parade Committee.

- (a) Men's Tech/Historic Quiz Trophy
  - Awarded to the highest scoring male entrant in addition to his first place class award.
- (b) Women's Tech/Historic Quiz Trophy
- (c) Awarded to the highest scoring female entrant in addition to the first place class award.

(Note: The Perpetual Awards will remain with the Porsche Club of America at the national office)

# Concours D'Elegance

Concours d'Elegance is a term denoting a gathering together of automobiles in competition for judging their relative merits in terms of coachwork, design, finish, and appointments.

The Concours is divided into four groups with an award for each group:

- The PCA Concours d'Elegance Award for Restoration
- The PCA Concours d'Elegance Award for Preparation I
- The PCA Concours d'Elegance Award for Preparation II
- The PCA Concours d'Elegance Award for Preservation

PCA members may enter their Porsches in either the Restoration Group, Preparation Group or the Preservation Group. The PCR Committee members can assist entrants in classifying their Porsche for the upcoming Parade Concours.

## C-1. Referenced Rules

*The rules referenced below apply to the concours.*

- (a) Eligibility (See G-2.1. through G-2.6.)
- (b) Protests (See G-9.)
- (c) Awards (See G-11.1 through G-11.2.)
- (d) Entrant must complete on-site Parade check-in before the event or they will not be allowed to compete. Entrants requesting classification or classification changes must occur no later than 11AM day before the event starts. (See G-2.4.1.)

## C-2. Classification

### GROUP/CLASS DESIGNATIONS

Refer to Appendix II the Concours Organization Chart.

- The chart has three columns, referred to as "groups."
- Within each group are "classes," as many as required, based on the quantity of Parade Concours entries.

The Winners of each, Restoration, Preservation and Preparation-full will be re-judged for its Group Awards.

(For information about Factory Race, Limited Production, or Modified, see Appendix I.)

## C-2.1. Restoration Group

The grouping "restoration" implies that the entered Porsche has been rebuilt, repainted, reupholstered, re-carpeted, trim re-plated, etc. in a comprehensive manner. The paint color need not be the original color but should be period correct\* for maximum originality points. The upholstery need not be the original color, fabric, vinyl or leather, but should be period correct\* for maximum originality points. The engine and/or transaxle may have been upgraded or replaced entirely, but should be period correct\* for maximum originality points. Optional items such as radios, wheels, fog lights, etc. may be added as long as they are period correct\* in terms of manufacture, color, finish, style, etc. Porsches that do not fit this description (e.g. not comprehensively restored) do not belong in this group. The Kardex (build data sheet), Certificate of Authenticity or Monroney Label (window sticker) will not be examined by the judges. Exception: if, in the opinion of the judges, there is a question of originality or authenticity of an item, the participant may produce any type of documentation he or she may have at the time of judging to help in the decision process.

\*Period correct is defined as the paint color, interior color and fabric, optional equipment and other parts that were available from the factory for that specific year or model range including optional paint and interior colors that could have been ordered.

Reference Judging Standards C-5.1.(a) for further class information.

### Classes for Restoration Group

All entrants in this Group are designated "Full" classes. All classes are identified with the suffix "F". For a definition of "Full" see Appendix I. Classes are created from the following classifications, which include Limited Production models where applicable.

RS01F	356
RS02F	914/4 & 914/6
RS03F	911/912 (1965-1973)
RS04F	911/912 (1974-1989; 911/912)

RS05F	911 (1989-1998; 964/993)
RS07F	924, 944, 968, 928 (1977-1995)
RS11F	Factory Race

All automobiles entered will be eligible for the "PCA Restoration" group award and PCA "Level of Achievement" awards. Level of Achievement awards will be distributed regardless of class finishing position and are based on raw scores.

### C-2.2. Preservation Group

The grouping "preservation" implies that the entered Porsche has been maintained in its original condition, with evidence that the automobile has been reasonably used (driven) and not simply stored. The Preservation Group criteria includes overall presentation, originality and utilization. It implies that the entered Porsche has most, if not all, of its original parts and surfaces (at least 75% original factory applied top-side exterior paint, at least 75% original upholstery and at least 75% original carpet). Should the automobile show with less than 75% (more likely less than 60%), the judge may ask the entrant for further explanation and/or more information. The engine and transaxle must be original with no visible upgrades. Non-standard reproduction parts are subject to demerits (if the judge can tell the part is a reproduction, by definition, it is non-standard).

Reference Judging Standards C-5.1.(b/b.1) for further class information.

#### Classes for Preservation Group

All entrants in this group are designated "Full." All classes are identified with the suffix "F" following each class number. Classes are created from the following classifications, which include Limited Production models where applicable.

##### Preservation Classes

PS01F	356
PS02F	914/4 & 914/6
PS03F	911/912 (1965-1973)
PS04F	911/912 (1974-1989)
PS05F	911 (1989-1998; 964/993)
PS07F	924, 944, 968, 928 (1977-1995)

### C-2.2.1 Preservation Group Low Mileage

This Class is for automobiles model year 1998 or older and with less than an average of 1000 miles per model year age of the automobile. Automobiles entered in this class will not be penalized for not being driven. Automobiles in this class are low mileage, basically non-driven and mostly stored. There will be no penalty assessed based on the lack of usage, mileage or lack of being driven. All other aspects and requirements, as stated for Preservation, above, will apply. This class is not eligible for a group award. (Again usage is not considered in this class.) Reference Judging Standards C-5.1.(b/b.1) for further class information.

#### Class for Preservation Group Low Mileage:

The following classes are for "low mileage preserved automobiles"; All classes are identified with the suffix "L" following each class number. These classes are for automobiles with less than an average of 1000 miles per model year age of the automobile. Automobiles in this Class are low mileage, basically non-driven and mostly stored. There will be no penalty assessed based on the lack of mileage or lack of being driven. All other aspects and requirements, as stated above will apply.

##### Preservation Group Low Mileage Classes.

PS01L	356
PS02L	914/4 & 914/6
PS03L	911/912 (1965 -1973)
PS04L	911/912E (1974 -1989)
PS05L	911 (1989-1998; 964/993)
PS07L	924, 944, 968, 928 (1977-1995)

Note: Classes are for "low mileage preserved automobiles". These classes are for automobiles with less than an average of 1000 miles per model year age of the automobile. There is no judging penalty assessed based on the low mileage or the lack of being driven. All automobiles entered in this Preservation Class will compete using a complete six-component inspection. The Kardex (build data sheet), Certificate of Authenticity or original Monroney Label (window sticker) for automobiles in the Preservation Group is required and will be examined by the judges. See Appendix III for instructions for obtaining the build data for your Porsche and samples of acceptable versions of the various documents. Other documents may be used as proof of authenticity if, in the opinion of the judges, such documentation substantiates the automobile's authenticity. Automobiles without such documentation can be shown but will not be judged.

## 2020 Parade Competition Rules

Automobiles entered in the "Preservation Group Low mileage" are NOT eligible for the "PCA Preservation" group award. that any documented history of the automobile that the owner might have, including date of acquisition, should be available in case any questions that may arise during judging.

### C-2.3. Preparation Group

Note: classes are for automobiles regardless of mileage.. All automobiles entered in the Preparation Group "Full" will compete using a complete six-component inspection and will be eligible for the "PCA Preparation" group award.

The grouping "preparation" implies the entered Porsche has been maintained similar to original. Judging emphasis is n preparation and cleanliness. Originality will not be judged. The Kardex (build data sheet) or other documentation for the automobile will not be examined by the judges.

Reference Judging standards C-5.1.(c) for further class information.

**Classes for Preparation Group I and Group II** There will be "Full", "Touring" and "Street" classes. Full classes are identified with the suffix "F", Touring classes are identified with the suffix "T" and Street classes are identified with the suffix "S" following each class number (i.e. PP05F, PP11T or PP06S). For a definition of "Full," "Touring," or "Street," see Appendix I. All automobiles entered in "Full" will be eligible for the "PCA Preparation" Group Award.

Classes are created from the following classifications, including Limited Production models where applicable.

### Preparation Group I Classes

PP01x	356
PP02x	914/4 & 914/6
PP03x	911/912 (1965-1973)
PP04x	911/912 (1974-1989; 911/912)
PP05x	911 (1989-1998;964/993)
PP06x	911 (1999-2012;996/997)
PP07x	924, 944, 968, 928 (1977-1995)
PP08x	Cayenne, Panamera(2003-2011)
PP09x	Limited Production
PP10x	Modified
PP11x	Factory Race

### Preparation Group II Classes

PP12x 911 (2012-on)  
PP13x Boxster, Cayman (1997-2012)  
PP14x Boxster, Cayman (2013-on)  
PP15x Cayenne, Panamera and Macan (2012-on)  
PP16x Taycan

Note #1: All Preparation Group II classes will not have their engines judged.

Note #2: Categories will be available for all classes in either "F" - FULL, "T" - TOURING or "S" - STREET. Replace the "x" in the class designation above with the appropriate category that you will be competing in with your automobile (examples: PP01F (356SC in full), PP10T (Modified in touring) or PP05S (993 in street).

### C-3. Preparing Your Porsche

Advance preparation of concours entries is usually made by entrants prior to arrival at the Parade. Final preparations are usually made after arrival at the Parade. (See C-4. (d) "Cleaning.")

### C-4. Competitor's Rules

- Each automobile must enter the Concours at its designated entry point. Each automobile must proceed to its proper location under its own power, without assistance of any kind. All automobiles must remain in position until the end of the protest period, except that any automobile that is protested during that period must remain until dismissed by the Protest Committee. Each automobile must leave the Concours by its designated exit point.
- Each automobile must be in its assigned display position at the time judging begins.
- Promotional Activities – "For Sale" signs, promotional materials, and/or commercial activities will not be permitted in the display area.
- Cleaning – Last-minute preparation, as defined in the Parade Supplementary Regulations, will be allowed on the display site until judging begins. However, cleaning equipment and supplies (except for light dusting materials), spare parts and un-displayed items will not be allowed in the display area during judging. Contestants will be notified five minutes prior to the beginning of the official judging. Once judging begins (on any automobile), only light dusting of the automobile will be permitted for the duration of the event. Violation of the "light dusting" or "site cleanliness" rules will result in disqualification from the event.
- Assemblies- Each automobiles will be displayed as an assembled unit. Parts such as bumper, tops, hubcaps, etc, must be attached to the automobile in their normal positions.



(f) Entrant/Judge Interface - An automobile may be shown only by the Parade entrant(s) who shall be the sole interface between the automobile and the judging team. No other individual may assist during the judging period. Entrant(s) concurs and with the automobile during all judging activities. Entrant(s) who are involved in judging or timing/scoring may design another individual to represent them in this capacity.

(g) Automobile Numbers - Assigned automobile numbers (center of windshield only) must be in place before entering the concours site and during the event.

### C-5. Judging

All entrants will present their car completely closed. After completion of and an initial inspection of the exterior, the Chief Judge (exterior judge) will request that the entrant fully open all areas, including but not limited to doors, engine cover and the storage compartment.

For all groups, no demerits shall be given for properly applied factory recall modifications (the burden of proof of proper application is upon the entrant), or for removal of transportation (e.g. factory to distributor/ dealer) protection. Non-original equipment safety items added to the automobile (e.g. after market seat belts, fire extinguisher) shall not be judged.

#### C-5.1. Judging Standards

(a) Restoration Group - Judging emphasis is on authenticity of the restoration and on presentation. Restoration implies that the entered Porsche has been repainted, reupholstered, re-carpeted and non-service items such as seals and trim replaced in a comprehensive manner. Non-original parts (not to be confused with period correct) are subject to loss of points, 50% of the potential 1 points for each item will be assigned to originality/restoration and 50% to presentation of that item. Any item departing from original shall be penalized no more than 50% of the allowed points for that item. If, in the opinion of the judge or judges, there is a part, color, trim, wheel, etc. that is non-original or not period correct, the burden of proof will be on the entrant. The build data sheet or other documentation for the automobile is not required and will not be examined by the judges.

(b) Preservation Group - Emphasis is on preservation of the automobile, it is to be given for maintained in the original condition. Judging of automobiles in the "Full" classes of this group will take into account the overall "utilization" of the Porsche as intended by the Porsche factory. Overall "utilization" will consider age of the car and total mileage within each class. Ownership and preservation of an automobile with reasonable mileage shall be considered superior to an automobile simply "stored" to avoid usual wear encountered from normal use. Cars in the "Low Mileage" classes will not be penalized for low odometer mileage or for the fact that the automobile is non-driven and stored. Proof of authenticity such as Kardex (build data sheet), Certificate of Authenticity or original Monroney Label (window sticker) is required for the automobile to be judged and will be examined by the judges. Other documentation may be used as proof of authenticity if, in the opinion of the judges, such documentation substantiates the automobile's authenticity. In the case of two automobiles being equal in the opinion of the judges, length of ownership will be considered. The judges rating for the chassis (if judging is requested) will not be altered due to the presence of fresh road dirt or signs of recent use.

(c) Preparation Group - Primary judging emphasis is on preparation (presentation, cleanliness). Originality is not judged. The build data sheet or other documentation for the automobile is not required and will not be examined by the judges.

#### C-5.1.(b.1) Preservation Group Low Mileage Class

Judging for this Group is to be the same as C-5.1.(b) except that the judges are not to penalize the automobile for not being driven. This group is for automobiles with less than an average of 1000 miles per model year age of automobile. No penalties will be given for the low odometer mileage or for the fact that these automobiles are basically non-driven and mostly stored. (Usage is not judged.)

##### C-5.1.1. Judges.

Each automobile will be inspected by a team of judges, approved by the PCR Committee. Judges, including the Head Judge, will have had experience on a national or multi-regional level, or the equivalent, as a judge and/or

entrant. In the Restoration and Preparation classes the judges will have five (5) minutes to complete the judging of the automobile and in the Preservation classes the judges will have five (5) minutes to complete the judging of the automobile.

**C-5.1.1.1 Polishes/waxes/ceramic coatings/other coatings.**

All waxes, polishes, ceramic coatings are allowed on all model cars. "Clear Bra" and other adhesive coverings designed to protect the paint finish are allowed in Preparation Group I and Group II. Demerits can be given if improperly installed, imperfections are found.

**C-5.1.2. Inspection of Automobiles**

(a) Restoration/Preparation - The judge may ask that items such as caps, lids, and covers be removed for the purpose of inspection provided no tools are required unless needed to gain specific access to the spare tire or the engine compartment. (The judge may not remove any item from the automobile.) For the Restoration and Preparation Groups, the following components will be judged:  
Exterior (Full, Touring, Street Classes)

1. Interior (Full, Touring, Street Classes)
2. Engine (Full, Touring Classes)
3. Storage (Full, Touring Classes)
4. Chassis, Front (Full Classes)
5. Chassis, Rear (Full Classes)

(b) Preservation Group - The entrant may volunteer to remove caps, lids, covers for inspection by the judges, provided no tools are required unless needed to gain specific access to the spare tire or engine compartment. (The judge may not request such items be removed, nor remove any item from the automobile.) For Preservation Group, the following six components may be judged:

- (c) Kardex/ Certificate of Authenticity (COA), utilization and accompanying documentation (data plate, paint plate, etc.).
- (d) Exterior
- (e) Interior
- (f) Engine
- (g) Storage
- (h) Chassis

**C-5.2. Judging Procedures**

The judging procedures are to be described on information sheets provided to Concours entrants at on-site Parade check-in.

**C-5.2.1. Removal of Caps/Covers/Lids**

**C-5.2.1.1. Restoration/Preparation Groups.**

The judge may ask that items such as caps, lids, and covers be removed for the purpose of inspection provided no tools are required unless needed to gain specific access to the spare tire or the engine compartment. (The judge may not remove any item from the automobile.)

**C-5.2.1.2. Preservation Group.**

The entrant may volunteer to remove caps, lids, and covers for inspection by the judges, provided no tools are required. (The judge may not request such items be removed, nor remove any item from the automobile.)

**C-5.2.2. Judging Sequence**

**C-5.2.2.1. Restoration/Preparation Groups.**

The same team will judge all automobiles in a given division except when a division must be split due to the high number of entries in the division. Each class in the division will be judged in its entirety before beginning inspection of other classes in the division. Each judge operates independently, with responsibility for only one component of the automobile (e.g. interior). Judging teams will not take any lengthy breaks, such as for lunch, during the judging of a class. Teams that have completed judging their Full Concours divisions may also judge classes in Touring and/or Street.

**C-5.2.2.2. Preservation Group.**

The Preservation Group, judging time will take five (5) minutes as required in C-5.1.1. Interaction with the owner (initiated by and terminated by the Team Chief Judge) and examination of the automobile's documentation are integral parts of the Preservation Group judging process. The time taken for interaction with the owner and for examining the documentation is not to be considered part of the judging time." It is primarily a "hands-off" process employing a three or five (based on availability of qualified judges) person team per division, judging each automobile as a focused team, with all judges examining each judging component of each automobile. The same team will judge all automobiles in a given division except where divisions are split or when precluded by time limits. Example: all judges will, as a team, examine the exterior fit, finish, trim, etc., with discussion as necessary. Then, as a team, they will examine the interior, then the engine, etc., discussing each particular component of the automobile with other judges as necessary during the examination.

The judging time will take five (5) minutes as required in C-5.1.1. Interaction with the owner (initiated by and terminated by the Team Chief Judge) and examination of the automobile's documentation are integral parts of the Preservation Group judging process. The time taken for interaction with the owner and for examining the documentation is not to be considered part of the judging time.

### **C-5.2.3. Last Minute Preparations.**

The preparations to be allowed on the display site must be determined and rules must be formulated for inclusion in the Parade supplementary regulations. The supplementary regulations shall also include instructions regarding the removal of cleaning paraphernalia and spare parts from the display area, including any related time limitations and the identification of any storage area, if provided, for contestants who do not have a safe place to store such items.

## **C-6. Scoring**

Entrants are responsible for bringing the concours forms furnished at the on site Parade check-in to the event. The forms will include a display card, a Master Score Sheet, and detailed score sheets. An announcer's card may also be provided. Entrants should complete all applicable portions of the forms before judging begins. Official score sheets, or reasonable copies thereof, shall be returned to each entrant. Samples of the score sheets that must be used are in Appendix IV.

### **C-6.1. Forms**

#### **C-6.2. Tied Scores**

(Restoration Group/Preparation Group)

Tied scores will be broken by comparing the tied automobile's scores for each of the following areas:

- (1) Highest of raw exterior score
- (2) Highest of raw interior score
- (3) Highest of raw engine score
- (4) Highest of raw storage score
- (5) Highest of raw chassis front score  
(full Concours only)
- (6) Highest of raw chassis rear score  
(full Concours only)

Scores for each of the judging areas will be compared in the order listed above. The first automobile having the highest score on the first judging area at which the scores differ will be awarded the higher position. If a tie still remains, duplicate awards will be given.

### **C-6.3. Posting Of Scores**

Concours scores shall be posted at the event site within one hour after all properly completed score sheets for each class have been received by Scoring. Copies of official score sheets shall be returned only to the entrant at time of posting. The results of the judging shall not be disclosed by the organizers and/or judges to any other competitor.

The Group Award judging will begin after all class competition scores are posted, copies of each entrant's score sheets have been returned and after completion of the protest period. (See G-9.4. "Protests.")

# Autocross

---

The Parade driving event will be an autocross. It will be an all forward motion, autocross with a rolling start and finish. Automobiles will be timed while driving a course laid-out on a paved area. Safety of the entrants, workers and spectators will be of paramount importance in the design and conduct of the event.

## A-1. Referenced Rules

The rules referenced below apply to the autocross.

- (a) Eligibility. (See G-2.1. through G-2.6.)
- (b) Protests. See G-9.
- (c) Awards. See G-11.1. and G-11.3.
- (d) Entrants must complete on-site Parade check-in before the event or they will not be allowed to compete. Entrant classification or classification changes must occur no later than the day before the event starts. (See G-2.4.1.)

## A-2. Classification

Entrants are responsible for properly classifying their automobiles. Refer to G-5.2. "Misclassification", G-3.2. "Questions", and G-9.5.3.(b) "Automatic Disqualifications".

### A-2.1. Categories

There are five categories of classes – Showroom Stock, Production, Improved, Modified and Novice. Categories are related to automobile configuration and experience level. 5.9 Novice Classes.

**Novice Classes:** Novice classes are intended for drivers that have never autocrossed or do not compete on a regular basis. Participants can have competed in no more than five autocrosses in the last twelve months, not including Parade, and can never have received an autocross award at a previous Parade. Safety and instruction are to be emphasized with an assigned instructor coaching the entrant from the drivers' meeting through the end of the entrant's runs. The novice drivers will have an instructor assigned during the driver's safety meeting and help answer any questions the driver has. The instructor will go over the course before each run, be in the car for all runs and will go

over the course after each run is completed and the car is in grid. During the run the instructor will be focusing on safety, then the proper line.

**The Showroom Stock (S) Category** contains classes of automobiles as normally delivered and specified for use in the United States and Canada. Factory options as normally available for a specific model year are permitted. Certain factory and/or dealer installed equipment/options will move an automobile out of S and into Production or higher as specified in the Modifications Allowed List (Appendix V) table so as to maintain the intent and integrity of the Showroom Stock classes.

**The Production (P) category** contains automobiles (as normally delivered to the United States and Canadian public through authorized sales outlets of the manufacturer) plus others with limited performance affecting changes from stock. Novice class is based on the experience level of the competitor. The car must meet criteria for S or P classes. Participants that meet eligibility criteria (See G-2.1. through G-2.6), have not run more than five autocrosses in the last 12 months not including a Parade autocross and have not received a PCA parade autocross award can enter. The Showroom Stock (S) Category contains classes of automobiles as normally delivered and specified for use in the United States and Canada. Factory options as normally available for a specific model year are permitted. Certain factory and/or dealer installed equipment/ options will move an automobile out of S and into Production or higher as specified in the Modifications Allowed List (Appendix V) table so as to maintain the intent and integrity of the Showroom Stock classes. The Production (P) category contains automobiles (as normally delivered to the United States and Canadian public through authorized sales outlets of the manufacturer) plus others with limited performance- affecting changes from stock.



**The Improved (I)** category contains automobiles with more substantial performance-affecting changes from standard (stock) specification, whether changed by the factory, dealer or owner. These modifications have defined limits. These automobiles are classed according to their number of cylinders and actual displacement.

**The Modified (M)** category contains automobiles that have performance-affecting modifications outside of the limits of the Improved category and for race automobiles (factory-built or otherwise). These automobiles are classed according to their specified number of cylinders and actual displacement.

#### A-2.2. Classes

Each category is divided into classes, grouping automobiles with similar performance potential. Each class is divided into an open group (both men and women can participate) and a separate Women's groups for scoring purposes. Classes prefixed with "S" are for Showroom Stock, those with "P" are Production Classes, those with "I" are Improved Classes and those with "M" are Modified Classes. "Open" and "Women's" classes are designated with a suffix "O" or "W" respectively as

appropriate for each class as designated in the Class Chart below (example: S01O, P08W or M04O).

Showroom Stock classes are available for a limited number of recently manufactured automobiles. Those automobiles exceeding the Showroom Stock class allowances, not listed in Showroom Stock or not considered factory race cars are considered Production automobile models and are initially assigned to a Production class. Those individual automobiles with significant modifications are "progressed" into classes with higher performance potential. Modifications are discussed under "Category Progression" below. The numerical assignments of the classes do not necessarily indicate relative performance potential between classes. Factory and non-factory race cars are considered modified and are classed by the number of cylinders and actual displacement

These classes, plus those reserved exclusively for progressed cars, are presented in the Class Chart. For the purpose of automobile classification, factory options as normally delivered for a specific automobile and/or model year are permitted. Certain factory and/or dealer installed equipment/options will move the automobile

out of the Showroom Stock or Production Categories. This includes R-rated, less than 180 treadwear, tires even if they were on the automobile as delivered. However, those dealer and factory options that are not considered to improve performance are allowed in the Showroom Stock and Production classes (i.e., trim packages, air-conditioning, etc.). Showroom Stock automobiles, delivered from the factory with tread wear of less than 180, may run in their respective Production Category classes. These automobiles must run the N-spec tires specified by Porsche for that year and model and have no additional alterations or modifications. Showroom Stock or Production classes are also the starting point in the determination of final classification of the automobiles that have been changed from stock. Production based "racing" automobiles will be classed according to their initial car type and the modifications they have as specified in these rules.

If an automobile is not a United States-specification automobile, the entrant must be able to prove that the automobile is equivalent to the respective Production automobile (as delivered to the United States public through authorized sales outlets of the manufacturer) to qualify for Production classification or equivalent to the respective Improved automobile to qualify for Improved classification; otherwise the automobile will be classified in the Modified category. DOT and/or EPA Certification alone do not make an automobile equivalent to a U.S. specification automobile for the purposes of the PCRs.

#### Class Chart

##### A-2.2.1 Showroom Stock and Production

To better see which automobiles are in each class, please check Appendix for a chart with automobiles listed by class number, that also includes recommended classing for various size regional events.

# Autocross Classes

Parade Autocross class listing sorted by "S" classes with Parade "P" classes and recommended classing. I and M class are at the bottom of the table.

Series/Year	Model	Classes		Boxster/Cayman			
<b>356/912/914</b>				97-04	Boxster Base	S02	P02
1948-65	356 All	S01	P01	04-12	Boxster Base	S04	P04
65-69	912 All	S01	P01	00-12	Boxster S	S05	P05
70-76	914 All	S01	P01	10-12	Boxster Spyder	S08	P07
69-72	914/6 All	S01	P01	13-16	Boxster Base	S06	P05
1976	912E	S01	P01	13-16	Boxster S	S07	P06
76-81	924 All	S01	P01	2016	Boxster Spyder	S08	P07
<b>924/944/928/968</b>				17-On	Boxster Base	S07	P06
78-95	928 All	S02	P02	17-On	Boxster S	S08	P07
86-88	924S	S02	P02	17-On	Boxster GTS	S08	P08
83-91	944 All	S02	P02	19-On	Boxster T	S09	P08
86-89	944 Turbo All	S02	P02	05-12	Cayman Base	S05	P05
92-95	968 All	S02	P02	05-12	Cayman S	S06	P05
<b>911</b>				2012	Cayman R	S07	P06
65-77	911 All	S03	P03	14-16	Cayman Base	S06	P05
78-89	911 All	S04	P04	14-16	Cayman S	S07	P05
89-94	964 All	S04	P04	17-On	Cayman Base	S07	P06
95-98	993 All	S04	P04	17-On	Cayman S	S08	P07
99-04	996 Base	S05	P05	17-19	Cayman GTS	S08	P07
05-12	997 Base	S05	P05	19-on	Cayman T	S09	P08
99-04	996 S	S06	P05	20-On	Cayman GTS	S09	P08
05-12	997 S	S06	P05	<b>Four Doors</b>			
10-12	997 GTS	S07	P06	03-On	Cayenne Base	S11	P09
11-12	997 Speedster	S07	P06	03-10	Cayenne S	S11	P09
12-19	991 Base	S07	P06	11-On	Cayenne S	S12	P09
12-19	991 S/GTS	S08	P07	13-On	Cayenne Diesel	S11	P09
19-on	992 All	S08	P07	03-On	Cayenne Turbo all	S12	P09
18-On	991.2 T	S09	P08	08-10	Cayenne GTS	S12	P09
75-94	911 Turbo All	S05	P05	14-On	Cayenne Hybrid, All	S12	P09
95-12	911 Turbo All	S06	P06	2009	Cayenne Trans Siberia	S12	P09
12-On	911 Turbo All	S09	P08	14-On	Macon base	S12	P09
<b>GT2/GT3/GT4</b>				14-On	Macon S	S12	P09
16	GT4	S09	P08	11-On	Panamera Base	S11	P09
20	GT4	S10	P08	11-On	Panamera S and GTS	S12	P09
05-12	GT3 and RS	S09	P08	11-On	Panamera Turbo All	S12	P09
13-On	GT3 and RS	S10	P08	13-On	Panamera Hybrid, All	S12	P09
02-05	GT2 All	S10	P08	<b>Specials</b>			
06-On	GT2 RS	S10	P08	04-05	Carrera GT	S13	P10
				14-15	918	S13	P10
				19-On	Taycan All	S13	P10

## Improved Category

- I01: Progressed Cars, up to 2500cc(Non-Turbo)  
 I02: Progressed Cars, 2501cc up to 3200cc (Non-Turbo)  
 I03: Progressed Cars, 3201cc to 3400cc, All Turbo cars under 2700cc  
 I04: Progressed Cars, 3401cc to 3600cc; All Turbo/Supercharged 4 Cylinders over 2701cc  
 I05: Progressed Cars, 3601cc: All Turbo/Supercharged 6 and 8 Cylinder and above.

## Modified Category

- M01: Progressed Cars, up to 2500cc (Non-Turbo)  
 M02: Progressed Cars, 2501cc to 3200cc (Non-Turbo) M03: Progressed Cars, 3201cc to 3400cc; All Turbo care under 2700cc  
 M04: Progressed Cars, All 6 Cylinder and above, 3401cc up to 3600cc; All Turbo/Supercharged 4 Cylinder 2701cc M05: Progressed Cars, All cars over 3601cc; All Turbo/Supercharged 6 and 8Cylinder.



**A-2.3. Class Scoring**

All automobiles in a class must run in the same time frame. Small classes may be combined for run-group efficiency, but the classes will remain separate for scoring and trophies.

**A-2.4. Category Progression**

Showroom Stock automobiles are not permitted any modifications beyond A-2.5.3. and A-2.5.4.

For Production category automobiles, the classification of your automobile depends not only on the model but also on the type of changes (if any) made to or options on the automobile. Improvements and alterations may cause your automobile to progress into a different class.

The Modifications Allowed List provides an overview, but not a definition, of what modifications are allowed for what categories. Each category section will define the limits or allowances for particular items as listed below. If a modification is not specifically listed, it is not allowed in that category except in Modified. See Appendix V for the Modifications Allowed List.

**A-2.5. Allowances****IF THE PCRS DO NOT SPECIFICALLY PERMIT A MODIFICATION, IT IS NOT ALLOWED EXCEPT IN MODIFIED.**

Allowances are divided up into five categories: Free, Showroom Stock, Production, Improved and Modified.

Some modifications are “free,” that is, allowed without effect on classification. Other modifications from Stock are considered to affect performance and therefore may move the automobile into any of the Production, Improved or Modified Class depending on the performance effect of the modification. If certain modifications specified in the text are performed on your automobile, you will be moved to the Production, Improved or Modified class where that modification is permitted. In Modified, the rules specify the minimum requirements necessary to compete. 930: General automobile technical specifications are listed in Appendix VI.

**A-2.5.1. Engine Swaps.** Only Porsche automobiles with Porsche-based engines, may enter the autocross.

**A-2.5.2. Update/Backdate Modifications (Production/Improved)**

Major assemblies, such as engines and transmissions, may be substituted if the parts are from the same series automobile. Some changes affect classification, others do not.

(a) Changes Within Model Range: Automobiles may be updated or backdated without effect on classification provided the specifications remain within the boundaries of the model range for the automobile. Model ranges are defined in the chart below. Major specifications are given in Appendix VI.

**Model Ranges**

Series	Models	Year
356:	356 Super 90 & SC.....	All
	Carrera-1500 & 1600 .....	All
	Carrera-2000 GS.....	All
	Any Other 356 Model .....	All
911:	Any 911 Model.....	1965-71
	Any 911 Model.....	1972-77
	911SC.....	1978-83
	911 Carrera .....	1984-89
	911 Carrera 2/4 (964) .....	1989-94
	911 Carrera (993) .....	1995-98
	911 Carrera (996).....	1999-05
	911 Carrera (996 GT2).....	2002-05
	911 Carrera (996 GT3).....	2003-05
	911 Carrera (997).....	2005-11
	911 Carrera (997 GT2).....	2008-13
	911 Carrera (997 GT3/RS).....	2006-13
	911 Carrera (991).....	2012-On
	911 Carrera (991 GT3/RS/GTS) .....	2014-On
912:	912 .....	All
	912E .....	All
914:	914/4 .....	All
	914/6.....	All
924:	924.....	1977-82
	924S.....	1987-88
	924 Turbo (931) .....	All
928:	928.....	1978-86
	928 .....	1987-95
930:	930 .....	1976-80
	911 Turbo.....	1986-89
	911 Turbo (964) .....	1990-94
	911 Turbo (993).....	1996-98
	911 Turbo (996) .....	2001-05
	911 Turbo (997) .....	2006-13
	911 Turbo (991) .....	2014-On
944:	944.....	All
	944S.....	All
	944S2.....	All

## 2020 Parade Competition Rules

	944 Turbo (951).....	All
968:	968.....	All
986:	Boxster.....	1997-04
	Boxster S.....	2000-04
987:	Boxster/S.....	2005-2012
	Cayman/S.....	2006-2012
981:	Boxster/S/GTS.....	2013-2016
	Cayman/S/GTS/GT4.....	2013-2016
718:	Boxster/Boxster S/GTS.....	2017-On
	Cayman/Cayman S/GTS.....	2017-On
9PA:	Cayenne.....	2004-On
	Cayenne S/GTS.....	2003-On
	Cayenne Turbo.....	2003-On
	Cayenne Hybrid.....	2012-On
	Cayenne Diesel.....	2014-On
9SB:	Macon S/GTS.....	2014-On
	Macon Turbo.....	2014-On

(b) Changes Outside the Model Range: The degree of updating or backdating will, in most cases, affect the degree of class/category progression. Selective substitution, as opposed to complete substitution, may result in a category change. For instance, if only one or two major components (such as an engine and/or transmission) are substituted from outside the model range without completely updating or backdating the automobile, then the automobile may change categories. However, if an automobile should be completely updated or backdated, it would then be classed according to its new (substituted) model range. An example would be a 1972 911 engine installed in a 1967 chassis. Then to achieve a complete update, a 1972/1973 transmission and associated ring and pinion gear must also be installed plus the wheel base must be lengthened and the new weight must be in the 1972/1973 range. Items that do not affect performance need not be changed. Car must meet all specifications per Appendix VI.

### A-2.5.3. "Free" Modifications.

Safety equipment is free in all classes except Showroom Stock, provided limits of any class category are met. Items considered free include harness bars, fire extinguishers, non-factory seat belts, race seats, window nets, head rests, cut-off switches, tow hooks, seat back braces and required mounts for any of the above. In Showroom Stock, attachments points or

mounts for any of these items may be left in the automobile, but the actual device will not be allowed to remain or be used if it could be considered to provide the driver or the automobile any performance advantage.

**A-2.5.4. Showroom Stock Modifications.** Unless otherwise specified in these rules, no alterations or modifications are allowed to these automobiles.

Only original equipment manufacturer (OEM) wheels as originally specified and OEM tire sizes as originally provided and/or specified for each specific model year are permitted. All Showroom Stock class tires must have a tread wear rating of 180 or greater. Wear and tear items, excluding tires, must be comparable in construction and specifications to the originally supplied factory components. Adjustments are permitted provided no modifications and/or alterations are necessary to achieve the desired adjustment. Automobiles must run with their spare tire, jack, lug wrench, owner's manual(s), tools, etc. Owner's manual(s) will be used to help verify questionable equipment options and designated wheel/tire sizes.

No aftermarket equipment that might be reasonably perceived as performance affecting is permitted in these classes. Items included in this restriction include, but may not be limited to, aftermarket air filters, aftermarket exhaust systems, aerodynamic aids, computer chips, five/ six point seatbelts, race seats, harness bars, roll bars, roll cages, etc.

**A-2.5.5. Production Modifications.** The Production category is for street automobiles altered beyond the Showroom Stock limits and older Porsches. The following adjustments, alterations or modifications are allowed in the Production class automobiles plus what was allowed in Showroom Stock. Automobiles may be updated to another model provided all of the automobile is brought up to that model's specification.

### A-2.5.5.1. Engine

(a) Air Cleaner: The air cleaner may be removed, modified or replaced with another type. Any modification may not conflict with other rules.

(b) Modified Ignition: Any modification is permitted, provided an original type distributor is used.

(c) Modified Carburetors: Any automobile originally carbureted may have any carburetor, provided the throttle bore and venturi dimensions are not changed from original specifications. Jet sizes may be changed. 911 models with mechanical fuel injection or Solex carburetors may change to replacement carburetors that have throttle bores no larger than 40mm. 914/912E models may be converted to carburetors with throttle bores no larger than 40mm.

(d) Fuel Injection: No substitution of performance affecting components for fuel injected automobiles is permitted. Any DME EPROM chip may be used except for those chips programmed to alter turbo boost. No modifications to the intake manifold are allowed.

(e) Wet Sump Modifications: If an automobile has a wet sump lubrication system, the sump may be modified to ensure a constant source of engine lubrication at the oil pickup tube. If an automobile has a dry sump lubrication system, no modifications are permitted.

(f) Modified Oil Cooler/Filter: The addition of any oil cooler and/or filter is permitted.

(g) Substituted Roller Bearing Cranks: For 356-based or Carrera 4-based engines, any roller bearing crank may be used. Plain bearing cranks may be substituted for roller bearing cranks. Counterbalanced cranks are permitted.

(h) Balanced Engine: Balancing of internal engine parts is permitted.

(i) Camshafts: The stock camshaft must be used.

(j) Exhaust Modifications: Alternate exhaust systems are permitted after the head(s) for automobiles with or without catalytic converters. Headers are permitted. A muffler is required. Air pumps may be removed.

(k) Air Conditioning: Removal is permitted provided original automobile may have been delivered without it.

(l) Overbore: Overbore is allowed up to 1.2MM(0.047").

(m) Gasoline: Any grade of automotive gasoline available to the general public through normal retail service stations is permitted.

(n) Clutch: Any model clutch is allowed. Rubber center clutch discs may be replaced with spring discs. The flywheel and pressure plate may be lightened.

(o) Velocity Stack: Velocity stacks may be added or modified.

(p) Compression Ratio: Engine compression ratio's may be increased up to .5 points from U.S. production specifications.

(q) Fuel Pump: Fitting of an electric fuel pump is permitted.

(r) Chain Tensioners/Guards: Any chain tensioner or guards are permitted.

(s) Battery: Any battery may be used. Those automobiles delivered with two batteries may remove one.

#### A-2.5.5.2. Suspension

(a) Limited Suspension Adjustments: Any adjustment of the standard suspension components is permitted, provided no machining is required for the adjustment. Factory components must be used for mounting of struts and shock absorbers to the body.

(b) Alignment: Any adjustment may be made provided no other change is necessary to make the adjustment.

(c) Coil Springs/Torsion Bars: Any coil spring may be replaced by any other coil spring. Any torsion bar may be replaced by any other torsion bar as long as they are of the same type and mount in the same manner without modification to the chassis or suspension components.

(d) Shock Absorbers: Any shock absorber may be used provided it is not remotely adjustable.

(e) Adjustable spring perches are allowed.

(f) Sway Bars: Any anti-sway bar may be installed. Sway bar may not be adjustable from the cockpit.

(g) Rear Camber Compensation (356 Only): Any rear camber compensating device may be used.

(h) Bushings: Non-standard (non-elastic) suspension bushings may be used.

(i) Shock Tower Brace: A front and/or rear shock tower brace may be used in any automobile provided that: it can be quickly and easily removed, it must be a bolt-in component. Any number of attachment points may be used; (2) all attachment points are within three inches of a vertical plane passing through the top center of the shock absorber.

(j) Spring Plates: Adjustable spring plates are permitted on any automobile not so equipped from the factory.

(k) Tie-Rod Ends: The use of 911 Turbo tie-rod assemblies is permitted.

(l) Hydro-pneumatic Suspension: Removal of this suspension is not only allowed but is encouraged.

(m) A-Arms: 924/944/968 series may use aftermarket A-Arms provided suspension geometry is not altered.

(n) Water-cooled cars (1996-On) can use GT3 style lower control arms, anti-caster control arms and any rear toe links may be used.

#### A-2.5.5.3. Brake/Wheel/Tire

(a) Tires: All tires must be Department of Transportation (DOT) approved. Any DOT tire may be used providing they have a visible tread, have DOT wear indicators and have visible tread across the entire tread surface. Tires must have a minimum tread wear of 180 unless

## 2020 Parade Competition Rules

it is a Showroom Stock automobile running in the correct Production Category class. Tire aspect ratio and width is free but must fit under the stock fender wells. Tires must be marketed nationally and generally available to all competitors. The cord may not be visible before, during, or after runs. Recapped tires or re-grooved tires are not allowed. Competitors are responsible for policing the “rubbing tire” rule and protests must be made before timed runs.

(b) Track Width: Modifications to track width by the use of wheel spacers and/or wheel offset are permitted provided no modifications to the automobile, other than increasing the stud/bolt length, are performed. Increase may not be more than 1.0” over stock. Only 356 models with drum and very early disc brakes may use individual spacers for each wheel stud.

(c) Brakes: Pads, linings, and brake lines of any manufacture may be used. Any type of brake cooling may be used. Rotors may be drilled or slotted. Brake bias valve may be changed but cockpit adjustable valves are not permitted. Cars with ceramic rotors may change them to stock dimension alternate material rotors.

(d) Increased Rim Width: Rim width may be increased up to 1.0” over the widest rim available from the factory (front and rear respectively; see Appendix V) for that model range so long as the width does not extend beyond the stock fender width as measured from the top of the tire and fits the stock fender wells.

(e) Wheels: All wheels shall be the same diameter as available from the factory for the model range of the automobile or within an increase or decrease of 1.0” from the factory specifications.

(f) Spare Tire: The supplied spare tire may be removed.

(g) Wheel Bolts: Cars using wheel bolts may change to studs, as long as factory thread engagement is maintained.

### A-2.5.5.4. Chassis/Body/Interior

(a) Limited Fender Modifications: Fenders (including wheel openings) may be modified provided the tire-wheel-spacer combination and ride-height setting used could be used without the fender modification (i.e., could be used on an unmodified automobile of the same model and year.) In the event of a protest, the entrant must be able to prove compliance with this rule.

(b) Interior Modifications: Any accessory, gauge, or indicator may be fitted if its purpose is to improve driver or passenger comfort or convenience and provided such items have no effect whatsoever on mechanical performance. Alternate seats may be used and floor mats may be removed. Any steering wheel is allowed.

(c) Roll Bars: Roll bars are permitted. Full interior roll cages are not permitted.

(d) Spoilers: Any rear spoiler, unless as delivered as a factory option, is permitted provided the leading edge of the spoiler is attached to the automobile, the spoiler is no wider than the stock body width and the spoiler doesn’t exceed 5” in height from the leading edge. Any rear wing may be used as long as it is not wider than the door handles; does not extend past the rear of the car; no part is higher than the roof; and has less than six (6) square feet of area for all wing element. (measured from directly above the car).

(e) Air Dams: Any front air dam or splitter, unless as delivered as a factory option, is permitted provided it does not extend to less than 2.5 inches above the ground and not more than 4 inches forward of the front bumper. Splitters cannot be wider than the bumper.

(f) Seam Reinforcement (914 Only): Seam reinforcement kits are permitted “free” on 914s, provided each reinforcement is limited to a single seam and that all reinforcements combined do not substantially increase the rigidity and stiffness of the chassis. It is recommended to 914 model owners to have the chassis inspected for rust on a periodic basis.

(g) Bumpers: Bumpers may be removed on any 356 series automobile.

(h) Bolt-on windshields: Bolt-on windshields may be removed.

(i) Jack/Tools/Manuals: Removal of jack, tools and owners manual(s) is allowed.

### A-2.5.5.5. Transmission

(a) Limited Slip: Any type of differential is permitted in all automobile. Spools or welded differentials are not permitted.

(b) Gear Shift Linkages: Gear shift linkages may be modified or exchanged. This permits the use of a short shift kit in any automobile or the use of side-shifter transmission in any 914.

### A-2.5.6. Improved Modifications.

The Improved category is for street vehicles with modifications beyond those allowed in the Production



Category. The modifications are limited but much more liberal than those in the Showroom Stock or Production Categories. The following adjustments, alterations, or modifications are allowed in the Improved class automobiles plus what was allowed in the Showroom Stock and Production classes.

### A-2.5.6.1. Engine

- (a) Mufflers: Mufflers may be removed provided this is permitted by the event organizer and the local authorities/jurisdiction.
- (b) Ignition: Any ignition system is allowed.
- (c) Gasoline: Any gasoline is permitted.
- (d) Engine Substitution: Any Porsche engine is permitted in any Porsche automobile.
- (e) Fuel Management: Automobiles may use any fuel management/induction system including chips or other means that alter turbo boost. Turbochargers or superchargers are permitted.
- (f) Compression Ratio: Engine compression ratio's may be increased up to 1.0 points.
- (g) Battery Location: The battery may be located anywhere within the automobile.
- (h) Intake System: Any intake system may be used.
- (i) Wet/Dry Sumps: Any change or addition is permitted.
- (j) Camshafts: Any camshaft may be used.

### A-2.5.6.2. Suspension

- (a) Shocks Absorbers: Multi-adjustable or remotely adjustable shock absorbers are permitted.
- (b) Camber Plates: Camber plates are permitted. Machining of factory mounting points is permitted to allow greater suspension adjustment.
- (c) Raised Spindle: Raised spindles are permitted on strut type suspensions.
- (d) Suspension Mounts: Any suspension mount may be used provided the number of mounting points and mounting locations remain as factory.
- (e) Suspension Arms: Any suspension arm may be used provided use requires no other automobile modifications. For example, this includes the use of any lower control arm, tie-rod assembly and/or bump steer kit.

### A-2.5.6.3. Wheel/Brake/Tire

- (a) Brakes: Any brake modifications are permitted. Any brake biasing valve is permitted.
- (b) Tires: Any DOT tire is permitted. The cord may not be visible before, during or after official timed runs.
- (c) Track Width: Modifications to track width are permitted up to 2.0" over stock. Only 356 models with drum and very early disc brakes may use individual space

for each wheel stud.

- (d) Increase Rim Width: Rim width is free so long as the width does not extend beyond the fender.
- (e) Wheels: Wheels may be any diameter.

### A-2.5.6.4. Chassis/Body/Interior

(a) Roll Bars/Roll Cages: Roll bars or full interior cages are permitted. See Appendix XII for additional information, specifications and requirements.

(b) Spoilers: Any rear spoiler, delivered as a factory option, is permitted. All others are permitted provided the leading edge of the spoiler is attached to the automobile. The spoiler can be no wider than the stock body width and the spoiler does not exceed 10 inches in height, from the leading edge. Any rear wing can be used as long as it is not wider than the door handles; does not extend past the rear of the car; no part is higher than the roof; and has less than 8 square feet of area for all wing elements (measured from directly above the car)

(c) Air Dams: Any front air dam or splitter delivered as a factory option is permitted. All others are permitted provided it does not extend to less than 2 inches above the ground and not more than 5 inches forward of the bumper. Splitters cannot be wider than the front bumper.

(d) Interior: Automobile, at minimum, must have dashboard, windows (glass or plexiglas), visors (if originally equipped), headliner, and door panels. The original number of seats and passenger restraints must be present. Removal of mats and loose carpeting is allowed (i.e., what isn't originally screwed and/or glued down). Headlights, taillights, brake lights and turn signal lights must be operational.

(e) Bodywork: The use of fiberglass or other material body components is permitted for the following components: hoods (front and rear), rear deck lids, bumpers and rocker panels.

(f) Fenders: Fenders may be altered to allow fitting of alternative wheels and tires. All four tires shall not extend beyond the fender opening at the highest point of the tire, unless the Porsche model was originally an open-wheeled design.

(e) Fuel Tanks: Fuel tanks may be changed and/or relocated.

### A-2.5.6.5. Transmission

(a) Transmission: Any Porsche-based transmission is permitted.



- (b) Transaxle gear ratios. Any ratio set may be used outside of the specified gear set. Ring and pinion may be altered.
- (c) Limited Slip: Any differential may be used.

### **A-2.5.7. Modified Modifications.**

The modified category includes all automobiles modified beyond the allowable limits specified in the Showroom Stock, Production and Improved categories as well as some Limited Production and “tuner” automobiles. These rules provide the minimum that is required for the automobile to compete in this category. Some items are specified that are not allowed in this category. Unless defined as a production vehicle with complete documentation proving so, all racing, rally and special non-production Porsche models shall be included in this category.

#### **A-2.5.7.1. Engine**

- (a) Engine: A Porsche-based engine is required.
- (b) Displacement: The displacement may be increased to that of the maximum in the class.
- (c) Fuel Management: Modifications to the fuel injection or carburettor system are free. The use of turbochargers or superchargers other than those used in production is permitted by class allowance. Modified boost pressure is permitted.
- (d) Ignition: Any ignition system is permitted.
- (e) Nitrous Oxide Systems: These systems are not permitted.

#### **A-2.5.7.2. Suspension**

- (a) Machined Suspension: Any adjustment may be made and machining is allowed (such as machining to attain negative front camber on 356-series cars). Suspension points may be relocated.
- (b) Multi-linked Suspension: This suspension type is permitted and is free.

#### **A-2.5.7.3. Wheels/Brake/Tire**

- (a) Wheel and Tire: Any wheel and tire combination is permitted. Non-DOT tires are permitted. The cord may not be visible before, during or after official timed runs

#### **A-2.5.7.4. Chassis/Body/Interior**

- (a) Chassis: Original Porsche-based chassis, unibody or tube frame chassis is permitted.
- (b) Roll Bars/Roll Cages: Roll bars or full interior cages are permitted. In some instances, they may be required. See Appendix XII for additional information, specifications and requirements.
- (c) Bodywork: Automobile bodywork must maintain recognizable external features of the Porsche model. Tires may extend beyond the fender opening. Automobile bodywork must include a front and rear trunk or deck lid and doors.

#### **A-2.5.7.5. Transmission**

- (a) Transmission: Any transmission is allowed.

#### **A-2.5.8. Other Modifications.**

Any equipment, component, part, or modification which is deemed performance-affecting and which is not specified will make the automobile entered subject to reclassification to a higher class or category by the Safety Inspection team or the Protest Committee at their discretion or by protest of a competitor in the same class the automobile is competing.

### **A-3. Course**

The course will be designed with the safety of the spectators, workers, entrants and their cars in mind. The course used will be reviewed and approved by the PCR Committee Chairman, the PCA Safety Chairman, and the Parade Autocross Chair. Also see I-2.

“Liability” , I-3. PCR COMMITTEE AND FUNCTIONS and G-2.4. “Registration Requirements”.

#### **A-3.1. Boundaries**

The autocross boundaries will be defined by either existing terrain, edge of pavement, clearly marked white lines, pylons or a combination of these.

**A-3.2. Entrance/Exit**

Where the beginning and/or ending of the actual course is not the same as the start and/or finish line (to provide the rolling start and finish), such points will be clearly marked where automobiles are to stop after exiting the course to pick up timing slips and return any borrowed helmets.

**A-3.3. Course Map**

A map of the course, approximately to scale, will be posted and all entrants will receive a copy of the map at the Parade site final check-in. The map will show the methods used to define the course boundaries and the location(s) of the entrance, exit and the location of Timing Equipment.

**A-3.4. Safety and Impound Areas**

An area will be designated for final safety check of automobiles before they enter the course. Also, an impound area will be set aside where every automobile must report after its last timed run so that competitors can see and/or examine all the automobiles in the class. See A-7. for procedures.

**A-4. Flags**

A grid official will review all flags to be used during the event with each driver. Drivers must obey flag signals or risk being removed from the event and/or disqualification.

- (a) Green – Go. The course is clear.
- (b) Red – Emergency. Pull over and stop safely.

**A-5. Drivers Safety**

The PCA safety inspection is basic in nature and is not intended to be a substitution for a proper technical inspection. The track worthiness of the automobile is the responsibility of the entrant(s). The safety inspection form must be filled out to compete in the autocross. The inspection form will list all of the items to be inspected.

**A-5.1. Automobiles and Drivers**

The following rules apply to all automobiles and drivers entering the autocross. Safety/tech inspection will check for compliance with the following rules.

- (a) Roll Bars/Roll Cages. Roll bars (roll cages optional) may be required in some Modified category running automobiles and recommended in all open automobiles running in the Improved category. The roll bar/cage must be equipped with adequate padding in all areas potentially exposed to the driver. Roll bars/cages, when installed, must meet the minimum specifications as outlined in Appendix XII.
- (b) Shoulder Harnesses. Non-factory shoulder harnesses may be used in an open automobile only if the automobile is equipped with a roll bar or cage and they are installed according to the manufacturer's directions.
- (c) Sunroofs. Sunroofs may be open.
- (d) Removable Windshields. Bolt-on windshields may be removed.
- (e) Eye Protection. Contestants must use face shields if driving an automobile without a full windshield in any class.
- (f) Removable Roof Panels/Convertible Tops. Any automobile may run with their top down. Removable roof panels must be removed or fully secured. Tilt-up style panels/sunroofs must be removed or fully closed.
- (g) Windows. The driver's/passenger's window must be either fully up or fully down.
- (h) Tires. Must be free of visible sidewall breaks. Surfaces inside the fenders will be checked for evidence of rubbing tires. The clearance between the tires and any potential rubbing point will be checked. Tires on Showroom Stock or Production automobiles must not rub against any surface during the driving event runs. Slightly rubbing tires will be permitted in the Improved and Modified classes. However, disqualification of any automobile and its drivers may result from rubbing tires that appear hazardous in the opinion of inspectors during the final safety

## 2020 Parade Competition Rules

check or course officials during the driving event runs. Tires will receive a final safety check for compliance before runs begin (i.e. tread and condition; 30 psi minimum is recommended for street tires). Tires on a given automobile must have a speed rating that meets or exceeds the potential speed for that event. See A-2.5.5.3 and individual category allowances for more information. Recapped tires are not allowed.

(i) Loose Objects. Loose objects inside the trunk(s) or passenger compartment must be removed.

(j) Wheel Covers and Trim. Snap-on wheel covers and wheel trim must be removed from steel wheels.

(k) Clothing. Full-length pants, long sleeved shirts, socks and full shoes are recommended for all drivers. Bare feet, sandals and open-toed shoes are not permitted. Fire-resistant driving suits, gloves and driving shoes are recommended. Recommended fabrics are natural fiber

(cotton, wool, silk) and PCA Club Racing approved fire-resistant fabrics. For more information, see the PCA Club Racing rules. For a copy of the PCA Club Racing rules, write or call the PCA Executive Office, or see [www.pca.org](http://www.pca.org).

l) Helmet. Each contestant must wear an approved helmet in good condition. Acceptable approvals are the latest or next two most recent SA, M or K Snell Memorial Foundation, FIA 8860, SFI 31.1 and BS6658-85 Type A-FR approvals. Any helmet acceptable for PCA Club Racing is also permitted. DOT approved helmets are not acceptable. For more information, see PCA Club Racing rules. Higher standard helmets may be approved with proper documentation during Tech Inspection. For a copy of the PCA Club Racing rules, write or call the PCA Executive Office, or see [www.pca.org](http://www.pca.org).

(m) Gas Caps. The gas cap must be securely in place.

(n) Seat Belts. Must be present and adequate. Factory seat belts must be used in Showroom Stock classes. Use of additional belts or substitute belts/harness is only allowed as per the category allowances. A grid worker will check to assure that such seatbelt is fastened immediately before each driver enters the course. Where installation is other

than original factory design, the seat belts must be installed according to the manufacturer's directions. If there is any question, it is the responsibility of the entrant to demonstrate to the tech inspector's satisfaction that the belts are properly installed. For more information, see PCA Club Racing rules. For a copy of the PCA Club Racing rules, write or call the PCA Executive Office, or see [www.pca.org](http://www.pca.org).

(o) Knowledge of Flags and Procedures. No drivers will be allowed to enter the course without knowledge of the flag signals and the correct procedures.

(p) Brakes. Brakes must be tested for pedal "fade" while the automobile is stationary. Brake pad and/or lining thickness should visually be adequate for an autocross type event.

(q) Steering and Suspension. Must not have excessive looseness, including but not limited to, steering free play, wheel bearings, etc.

(r) Camber (356 Automobiles). Should be negative on the rear suspension if the automobile is entered in the autocross.

(s) Wheels. Must be free of cracks. The correct number of lugs and nuts must be present. All lug nuts/wheel bolts must have a minimum thread engagement equal to one bolt diameter. All lug nuts/wheel bolts must be torqued to the manufacturer's specifications.

(t) Fluid Leakage. No fluid leaks of any kind will be allowed.

(u) Passenger Seat Backs. Must be suitably secured if not equipped with locking devices.

(v) Hoods, Deck Lids and Doors. Must be fastened securely.

(w) Exhaust System. Must be in a safe condition (i.e., no leaks, securely mounted, etc.)

(x) Battery. All batteries must be attached securely to the frame or chassis. The positive terminal on all batteries should be covered.

(y) Throttle Return. Throttle must be safe and positive. Throttle must return to the closed position when released manually or by the pedal.

**z) Mufflers.** All automobiles must have a functional muffler and comply with any local noise ordinances or motor vehicle laws. No open exhaust allowed, unless allowed by the venue, the event chair and/or if at Parade, the Parade Committee Chair and Parade Autocross Chair. If allowed by the above authority/authorities, advanced notice must be given the Entrant. Notice must be also be given if the venue has a “sound limit” and a decimal level if known. If allowed only Improved and Modified classes can have open exhaust.

A worker on grid or in the safety area will perform a cursory inspection (helmet, clothing, seat belts, loose objects, etc.) of all automobiles for compliance before competition begins.

#### **A-6. Autocross Runs**

Automobiles will run in class run groups. Open and Ladies' classes of equivalent automobiles will run concurrently.

##### **A-6.1. Schedules**

Classes will run during assigned times only. The run groups begin with the lowest numerical Showroom Stock class (first) up through the Production classes, Improved classes, then Modified classes and Novice classes will run last.

##### **A-6.2. Timed Runs**

Each competitor will receive at least three separate official timed runs. An automobile must be re-staged between runs and a minimum of five (5) minutes must separate each of the automobiles runs. Final responsibility to comply with this rule is the driver's.

##### **A-6.3. Re-runs**

Re-run(s) will be given to any driver who does not receive three official timed runs. Re-runs for timed runs must be made as soon as practical, but not later than the first part of the run time for the following group. Re-runs must be separated by at least five (5) minutes.

##### **A-6.4. Penalties**

Each pylon penalty will be two seconds. All pylon penalties for each run will be recorded. The final pylon penalty assigned to a run will be the pylon penalty recorded during that run. Pylon penalties do not roll

over to a re-run if one should be required. If the driver observes a pylon(s) moved or upset by someone else, the driver should stop immediately, indicate the problem to a course worker, who will verify the driver's meeting. If the course worker verifies there is a problem, then the automobile should continue on the course knowing that the time for this run will not be counted and proceed at a reduced speed to the grid for a re-run without penalty. The automobile should return to grid as specified in the autocross supplemental instructions and/or as specified in the driver's meeting. If the course worker verifies there is no problem, then the automobile should continue on the course knowing that the time for this run will be counted.

#### **A-7. Competitor's Rules**

Compliance with the following rules is mandatory.

(a) Conduct/Driving. See the general rules under G-5. “Causes for Disqualification” and G-9.5.3. “Automatic Disqualifications” under “Protests”. “Unsafe” driving is as determined by the event chairman.

(b) Driver's License and Age. Every driver must be at least 16 years of age and hold a valid driver's license (see G-2.2. and G-2.4. “Registration Requirements”).

(c) Auto Safety (Tech) Inspection. All automobiles must successfully pass the safety inspection before running the event as specified in G-7.

(d) Final Safety Inspection. Drivers and automobiles must meet the requirements of

#### **A-5. “Driver Safety” before beginning competition.**

(e) Schedules. Only times during the assigned class run time will be counted (see G-5.4. “Schedules”).

(f) One Automobile Rule. An entrant may drive only one automobile in the autocross and that must be the one registered for the event by that entrant (see G-2.6.3.

“Autocross Automobiles” and G-2.6.1.

“Non-Street Legal Automobiles”). Also, see G-2.3. “Entrants Per Automobile”.

(g) Passengers. For S, P, I and M classes, only the driver will be allowed in a competing automobile during its officially timed run.

However, autocross instructors are allowed and available at the driver's request. Runs with an instructor will count towards the driver's total number of runs, but their time will not count on the event score. Instructors must not be entered in the event or must have completed all runs prior to instructing. All instructors will be designated by the event chair. This change is designed to reduce the number of “DNFs”.

Novice classes, NSM, NSL, NPM and NPL will have only one passenger that is a designated instructor during all runs. A-6.1. Schedules.

(h) Pre-runs. Pre-running the course, either as a driver or passenger, will result in disqualification from the event.

(i) Drivers are allowed to utilize video or data-acquisition equipment during or after their runs at the autocross. Sharing of this information to or with others is allowed.



(j) Drivers are allowed to utilize video or data-acquisition equipment during or after their runs at the autocross. Sharing of this information to or with others is allowed.

(k) Leaving/Deviations From the Course. For a run to count for awards, the driver must stay in the driver's seat and the automobile must remain on the course after passing the "Entrance" and until passing the "Exit". If all four wheels leave the course, the automobile will have left the course and will be a DNF unless the automobile reenters the course at or before the point of exit at the time of exit. Failure to comply, whether voluntarily or for mechanical reasons, will result in a DNF. No points (or awards) will be given for a DNF run. A rerun will not be granted for a DNF.

(l) Stopping. Failure to make a complete stop in the proper area (where marked), if required, after a timed run will result in a DNF.

(m) Impound. Immediately after the automobile's last timed run, the automobile must be taken to the impound area and logged in. The contestant must fully open the engine compartment and the trunk compartment (if there is one) after parking the automobile. Protest Committee may designate where a protested car is to be placed until dismissed. The automobile may not be removed from impound until the end of the protest period, except that any automobile that is protested, during that period must remain until dismissed by the Protest Committee (See A-8.2.5.). Compartment(s) may not be closed until the end of the protest period, except in the event of rain. Nothing attached to the automobile may be removed from the automobile during the impound period, and nothing may be removed from the area except keys, helmets, and personal apparel and paraphernalia. After entering impound, all drivers in a class may "sign-off" indicating that they have no intentions of filing a protest. This may occur before, during or after posting of the official scores. If this happens, then the class may be released from impound prior to the end of the protest period. Contestants should remove automobiles as soon as allowed after the official impound period and ascertain that workers assigned to impound and in charge of the "sign off list", are aware that the automobiles are being removed. Failure to execute this impound procedure will result in automatic disqualification of the automobile and (See G-9.5.3.) its drivers.

(n) Automobile Numbers. Assigned automobile numbers must be in place before running the course.

(o) Flags. Competitors must know the flag signals prior to entering the course. Failure to obey flag signals could result in dangerous situations and/or disqualification. (If you do not know the meaning of the flags, read A-4. or ask a worker.)

(p) Mufflers. (See A-5.1. (z) "Mufflers")

(q) Mechanical Changes. All changes to the automobile during competition must be made while on grid. Any mechanical changes should not interfere with the running of the event or your timed runs. Changes other than altering tire air pressure or adjusting components, such as sway bars or shocks, may require a re-tech while on grid. Any changed components must be brought with the automobile to impound.

### A-8. Timing and Scoring

#### A-8.1. Timing

##### A-8.1.1. Equipment.

The timing devices will be automatically started and stopped by the competing automobiles. The timing devices will display times with a resolution of at least 0.001 (1/1000) second. A backup timing device shall be in position, tested and available for immediate use in the event of failure of the primary timing device.

##### A-8.1.2. Timing Problems.

In the event a timer problem occurs, the competing automobile may be flagged off the course at the discretion of the events operational crew. The automobile should proceed at a reduced speed to the grid for a rerun without penalty. The competing automobile should return to grid as specified in the autocross supplemental instructions and/or as specified in the driver's meeting.

##### A-8.1.3. Timing Slips.

Each competitor is to receive a time slip, including time of run, penalties and/or DNF notification as applicable, at the end of each run and prior to any subsequent runs. These timing slips are not considered official. An electronic timing display may be used as a replacement for timing slips. Scores (run times plus penalties) are to be posted along with, when applicable, number and



location of pylons hit, and the reporting worker station for off-course DNF, as soon as possible after each timed run (see A-8.2.5. "Posting"). Also, see G-9.5. "Protests".

## **A-8.2. Scoring**

### **A-8.2.1. Official Time.**

The official time for a run will be the time measured by the automatic timer plus any penalties incurred. If the official time is audited, due to procedure or protest, then the official time, as originally recorded, may be changed.

### **A-8.2.2. Event Score.**

A competitor's score for the event will be the competitor's lowest official time from a minimum of three separate timed runs. Awards will be based on event scores.

### **A-8.2.3 Pylon Penalties.**

If a competitor knocks over a pylon or moves it completely outside its outline, a penalty will be incurred. All pylons will have the same penalty. The penalty will be two seconds for each pylon so moved. This includes all pylons designating the start and finish gates and their respective areas. Only "upright" pylons are counted for any penalties. Pylons laid on their sides are for information purposes only and will not count for penalties if moved. (See A-6.4. "Penalties")

### **A-8.2.4. Tied Scores**

Ties will not be broken. Equal awards will be given.

### **A-8.2.5. Posting of Final Scores.**

Scores for each class will be posted in the impound area after the completion of each class running. Name, number and class will be used to identify competitors. The protest period cannot begin until class scores are posted and will run for 30 minutes from that time. Also see G-9.5.

"Protests", A-7.

(m) "Impound" and A-8.2.1. "Official Time".

### **A-8.2.1. Official Time.**

The official time for a run will be the time measured by the automatic timer plus any penalties incurred. If the official time is audited, due to procedure or protest, then the official time, as originally recorded, may be changed. A-8.2.2. Event Score. A competitor's score for the event will be the competitor's lowest official time from a minimum of three separate timed runs. Awards will be based on event scores.

### **-8.2.3. Pylon Penalties.**

If a competitor knocks over a pylon or moves it completely outside its outline, a penalty will be incurred. All pylons will have the same penalty. The penalty will be two seconds for each pylon so moved. This includes all pylons designating the start and finish gates and their respective areas. Only "upright" pylons are counted for any penalties. Pylons laid on their sides are for information purposes only and will not count for penalties if moved. (See A-6.4. "Penalties")

# Time, Speed and Distance (TSD) Rally

---

The Parade Rally will be a TSD (time-speed-distance) rally as opposed to the gimmick or fun type rally. The Rallymaster will attempt to design the rally so that it will provide challenge for serious rallyists, yet will contain safeguards, such as closed loops and off-course markers, to avoid losing recreational rallyists on long off-course excursions.

## R-1. Referenced Rules

The rules referenced below apply to the rally:

- (a) Eligibility. (See G-2.1 through G-2.6.)
- (b) Protests. (See G-9)
- (c) Awards. (See G-11.1 and G-11.4)
- (d) Entrants must complete on-site Parade check-in before the event or they will not be allowed to compete. Entrants classification or classification changes must occur no later than the day before the event starts. (See G-2.4.1.)

## R-2. Classification

Driver/navigator teams must classify themselves and the automobile correctly (See G-5.2 "Misclassification").

There will be six classes:

**R01 Equipped** - Unlimited rally equipment

**R02 Tech Equip** – The equipment is Apps on cell phones, tablet, notebooks, etc. and equipment permitted in the Navigational class. (R03) Rally computers are not allowed.

**R03 Navigational** - The equipment permitted for the Unequipped Navigational class (R04) is allowed plus maps, prepared tables, mechanical slide rules, non- programmable, single memory calculators and navigational/GPS systems.

**R04 Unequipped Navigational** - The equipment permitted for the Unequipped Plus class (R05) is allowed plus any navigational/GPS system.  
**R05 Unequipped Plus** - The equipment permitted for Unequipped class (R06 ) is allowed plus factory built-in computers that can read out average speed. Navigational/GPS systems are not allowed in this class.

**R06 Unequipped** - The only rally aids permitted within the rally automobile will be simple time pieces including stop watches, pens/pencils, paper, clipboard or any device for holding the route instructions, and the original equipment speedometer/odometer, trip odometer in its original location in the automobile.

(Prepared tables of any kind are not allowed in the unequipped class.) Navigational/GPS systems are not allowed in this class.

Contestants that have a navigational/GPS system of any type in their automobile must be classified in R01, R02, R03 or R04 there are no provisions for automobiles with disabled navigational/GPS systems. Contestants use of two-way radios or cellular telephones (except in R02 where the APPs on the cell phones are used but not the phone) during the rally is forbidden except in emergencies. Contestants found in violation of this rule will be disqualified.

## R-3. General Description of Rally

The rally will be at least 3.5 hours and not exceed 4.5 hours in duration from the initiation point of the first route instruction (whether numbered or not) to the completion point of the last route instruction (whether numbered or not) that directs entrants to the place where score cards are turned in and protests are received, assuming perfect time. Unless emergency or extremely unusual conditions or situations require, only paved roads will be used for the rally. Rallyists will be notified before the start of the rally if any such condition exists. There will be at least five (5) timing controls (checkpoints) on the rally. Other pertinent information will be given in the rally general instructions.

### R-3.1. Duration of Rally

There will be a mandatory rest stop at the approximate mid-point. The computation of the duration of the rally will account for all segments of the rally, starting at the initiation point of the first route instruction (whether numbered or not) and ending at the completion point of the last route instruction (whether numbered or not) that directs contestants to the place where score cards are turned in and protests are received. The computation will include:

- (a) The tire warm-up and odometer check runs (if not included in official leg time)
- (b) The accumulated official time for all legs.
- (c) The accumulated allowance for all transit zones.
- (d) At least three (3) minutes per open control.
- (e) At the discretion of the Rally Master' the rally length of 4.5 hours can be extended to allow participants travel time from the last check point, back to the location where the scorecards are to be turned in. The travel time would not be considered part of the rally time maximum." Paragraph(e), will read: "An allowance of two minutes per mile(1.6kilometers) of on-course travel for all segments not otherwise accounted for, including the distance between each timing line and the initiation point of the next on course route instruction and the distance from the final timing line to the completion point of the last instruction. If the duration of the rally exceeds 4.5 hours, based on the above criteria,legs may be removed from scoring at the discretion of the Protest Committee. At the discretion of the Rally Master, the rally length of 4 ½ hours can be extended to allow participants travel time from the last check point, back to the location where the score cards are to be turned in. The travel time woul not be considered part of the rally time maximum.

#### R-4. General Instructions

The rally general instructions (the "generals") will be made available to all entrants at least one month before the Parade.

##### R-4.1. Contents

The "generals" will contain all the rules and regulations governing the rally and all information essential to the contestants' complete understanding of the event.

- (a) Glossary of Local Terms - If any terms not given in the official PCR Rally Glossary are to be used, the "generals" will include a glossary that lists and defines any such terms, abbreviation, or symbols. The official PCR Rally Glossary is in Appendix VII.
- (b) Route Instructions - All route instruction types to be used will be specified and fully described (written, graphic, symbolic, and photographic). A general example of each different route instruction type will be given in the generals. An example of the format and layout of the route instructions will be given.
- (c) Usage - If any course-following instructions other than numbered instructions are used, complete information will be given regarding the introduction, usage, and cancellation of such instruction
- (d) Priorities - If more than one general course-following method will be used, the priorities of the methods will be stated so that the proper course can be understood when instructions conflict or direct similar action. i.e., the priorities or "mainroad" or route- following rules will be stated, and the priorities of any other type of unnumbered instructions will be given.
- (e) Overlap - The overlap of all types of route instructions will be given.
- (f) Redundancy - Any redundancy of instructions will be specified. That is, it will be clear whether or not a numbered route instruction can be executed when it directs the same action as a "main- road" or route-following rule or other unnumbered route instruction.
- (g) Distribution of Route Instructions - The uniform time when route instructions will be given out will be specified if other than the minimum time.(SeeR-6.1.)
- (h) Quoted Signs - The generals will specify the location of signs relative to the rally route, i.e., anywhere, left, right, etc. Also, how the signs should be read will be specified, i.e., left-to- right, top-to-bottom, no letters skipped, inclusion of symbols, etc.
- (i) Landmarks - A landmark is a point, object or feature, other than a sign, along the rally route. Landmarks will be indicated in the instructions by capital letters without quotation marks. Landmarks will be identified by a visible sign or be identified in the rally glossary. Landmarks and their identifying signs may be located anywhere. Signs must be readable from the direction of approach of the rally route. Unless the contestant is directed to turn toward or away from a landmark, the landmark must be visible from the direction of approach of the rally route.
- (j) Control Station Procedures, The procedures that contestants are to follow will be explained for every type of control to be used.

- (1.) Timing and Scoring - The procedures in effect for the rally will be explained, including a description of the point where time will be recorded.
- (2) Penalties - A detailed schedule of penalties will be provided (i.e., penalties and for what they will be assessed.) (See R-11.2.4.)
- (k) Maximum Distance - The maximum distance between "action points" shall be given.
- (l) Mileage Measurement - The equipment used and the conditions existing during the measurement of the official mileages will be specified in the "generals."
- (m) Distribution of Route Instructions - The uniform time when route instructions will be given out will be specified if other than the minimum time.  
(See R-6.1.)
- (n) h) Special Regulations - Any other needed regulations.

#### **R-4.2. Questions and Answers**

Questions concerning the general instructions should be written and mailed (either through the regular postal service or by email) to the Rallymaster. The Rallymaster will respond to questions if they are received at least a week prior to the start of the Parade. Questions must be worded so that an answer of "yes", "no" or "does not apply" could be used. Responses will be solely for the purpose of clarification. Written questions and responses will be posted in or near the check-in or hospitality area for all rallyists to see, and nothing will be added or changed to posted responses.

#### **R-4.3. Supplementary Generals**

Should a question concerning the general ... instructions reveal an overlooked point or problem, supplementary general instruction(s) will be issued to all entrants at check-in.

#### **R-5. Time**

##### **R-5.1. Official Time**

The official rally time will be provided by a master watch or clock, available to all contestants for reference at the start of the rally.

##### **R-5.2. Start Time**

Rally start times will be assigned in random order by check-in personnel within requested 30-minute blocks of time.

#### **R-6. Route Instructions**

##### **R-6.1. Equal Time For Study**

Route instructions will be available for issue to each team at least 20 minutes before the team's start time. Instructions will be issued in an orderly manner designed to permit each team the same amount of time to study the instructions before beginning the rally. (See R-4.1. (h))

##### **R-6.2. Identical Instructions**

Identical instructions will be issued to all entrants, including non-competitive entrants. "Touring" instructions covering the rally route for those not competing for awards are forbidden.

##### **R-6.3. Content Of Instructions**

Route instructions will identify rally action points (turns, speed changes, etc.) and provide other information, if needed, for execution of the various phases of the event. See R-4.1. (b) for information regarding other types of route (course-following) instructions).

##### **R-6.3.1. Sheet Numbering.**

The sheet number and total number of sheets will appear on each sheet of the route instructions (e.g., "1 of 5", "2 of 5", etc.).

##### **R-6.3.2. Quoted Signs**

Where route instructions quote signs in less than their entirety, such quotes will include a prominent portion of the signs.

##### **R-6.3.3. Action Point Identification.**

Route instructions will not identify action points (turns, speed changes, etc.) by names or numbers on mail boxes, by numbers on utility poles, or by other similar landmarks (frequently recurring, difficult to read) unless such instructions are confirmed by mileage reference or other substantiating information. Likewise, no turns will be based solely on mileage reference.

##### **R-6.3.4. Distance/Speeds.**

All distances and speeds will be specifically in both miles/miles per hour and kilometers/kilometers per hour.



**R-7. Odometer Calibration Run**

The first part of the rally will be an official odometer calibration run to allow each team to compare its odometer reading with the official millage. The run will be at least ten (10) miles (16 kilometers) long, and the route instructions will provide adequate, official, intermediate mileage reference points. Adequate time (stipulated in the route instructions) will be allowed at the end of the run for contestants to make all necessary odometer calibration calculations.

**R-8. Controls**

The two types of timing controls (checkpoints) will be the open control and the Do It Yourself Checkpoint (DIYC). The exact location of these may or may not be known to contestants before they reach it. A timing control marks the end of one leg of the rally and the beginning of the next, if any. There will be at least five (5) timing controls (checkpoints) and no more than one half of them may be of the DIYC type. (See Appendix VII for further information). No more than one DIYC timing control shall occur in succession without an intervening manned control. A timing control marks the end of one leg of the rally and the beginning of the next, if any.

**R-8.1. Open Controls (Manned Checkpoints)****R-8.1.1. Location of Open Controls.**

Open controls will be located on the right side of the road relative to the rally route. Controls will be identified and the timing line will be visible. Open controls will be away from congested or high-traffic areas and not in or immediately after a lengthy no-passing zone nor in an area where the speed limit is less than the current rally average speed.

**R-8.1.2. Leg Information.** Each open control station will provide to contestants: their arrival time (time slip) plus the official mileage and the official elapsed time for the leg just completed. Also, either at the end of each leg or at the end of the entire rally, each team will be provided a log showing the official distance and time for each speed change. Each team will also receive a critique explaining the correct course and any "traps" used by the Rallymaster. If a log and critique are provided at each control station,

the information will be for the leg just completed, plus any DIYC's since the last manned open control. If the log and critique are provided at the end of the entire rally, all legs will be included.

**R-8.1.3. Control Departure.**

Each team's departure time will be assigned by the control station personnel. The departure time will be at least three minutes after the arrival time. Extra time will not be granted for a entrant's convenience. Control station personnel will identify in writing the next route instruction to be executed and the departure speed to be used.

**R-8.1.4. Closing of Controls.**

Manned controls will remain open at least 30 minutes after the perfect arrival time of the last rally automobile leaving the previous control (or leaving the start -in the case of the first control) unless all automobiles are known to have cleared the control.

**R-8.2. Unmanned Timing Controls (DIYC).****R-8.2.1. Location of DIYC Controls.**

DIYC controls will be located on the right side of the road relative to the rally route. Controls will be identified either in the Route Instructions by an instruction indicating "DIYC" or by a clearly marked and easily visible sign on the right side of the rally route indicating "Rally DIYC". DIYC's will be away from congested or high-traffic areas and not in or immediately after a lengthy no-passing zone. There will be sufficient safe stopping area for at least eight (8) automobiles after the DIYC. DIYC instructions contained within the Route Instructions will refer to accurately defined signs or landmarks as a reference point for the DIYC.

**R-8.2.2. Procedures for DIYC Controls.**

At a DIYC, write the time you figure you should arrive (in hours, minutes and seconds), (HH:MM:SS) on the DIYC slip provided in the appropriate TIME IN location. Add exactly 3:00 minutes to this arrival time and write that time in on the TIME OUT location on your DIYC slip. This is your departure time from this DIYC, beginning the next leg. Continue the rally with the following instruction. Rallyists should pull ahead several automobile lengths beyond the DIYC point, to allow room for other rallyists while completing their paper work.



## 2020 Parade Competition Rules

Rallyists must write their arrival on the control card before entering the next manned control, or it will be scored as having missed the DIYC. DIYC times may not be changed after entering the next manned control. All times must be entered in hours, minutes and seconds.

**R-8.2.3. DIYC Control Departure.** Each team should leave the DIYC at the time they entered on their control card (exactly 3:00 minutes after their arrival time). Departure speed is the indicated CAST for the DIYC instruction or previous CAST if none is given.

**R-8.2.4. DIYC Leg Information.** The next (after the DIYC) timing control station must be a manned open control. This control will provide to rallyists a log showing the official distance and time for each speed change on the DIYC leg.

**R-8.2.5. DIYC Example.** Route Instruction reads 'DIYC at "Stop Ahead"'. Were you to arrive at this sign at 8:46:45 (8:46AM and 45 seconds), you would write your time in (8:46:45) in the first available TIME IN space on your control cards and then write your time out (8:49:45 = 8:46:45 + 3:00 minutes) in your first available TIME OUT space on your control card. Pull up a bit and then leave the DIYC point at exactly that out time.

### SAMPLE CONTROL CARD

	LEG 1	LEG2	LEG3
TIME IN	8:35:54	8:46:45	.
TIME OUT	8:04:00	8:40:00	8:49:50
ELAPSTIME	0:31:54	0:06:45	.

### **R-8.3. Manned Route Controls**

A manned route control may be either on-course or off-course. Automobiles arriving at such a control may receive special instructions designed to bring on-course and off-course automobiles together again. If such controls will be used, the "generals" will include a detailed description of the procedure to be used.

### **R-9. Delay Allowances**

#### **R-9.1. Delay Requests**

Any reasonable request for a time delay will be granted. Contestants should use a time delay any time they fall behind schedule. The purpose of the time delays is to avoid speeding or dangerous driving on public roads.

#### **R-9.2. Delay Amounts**

Time Delay Amounts should be requested in increments of whole minutes (1:00, 2:00, 3:00, 4:00, etc.). Please use the Time Delay Request form(s) provided with your rally instructions.

#### **R-9.3. Submitting Delay Requests**

A delay request must be written before reaching the next open control. The delay request must be presented at the first open control reached after the delay. The delay request must be presented before receiving a timing slip from that control.

### **R-10. Competitor's Rules**

Compliance with the following rules is mandatory.

(a) Conduct/Driving. See the General Rules under G-5. "Causes for Disqualification", G-9.5.3.

"Automatic Disqualifications" under "Protests" and G-6.1. "Traffic Laws". "Unsafe" driving is as determined by the event chairman.

(b) Driver's License and Age - Every driver must be at least 18 years of age and hold a valid driver's license (See G-2. through G-2.4.).

(c) Number of People in Automobiles - Each automobile must have a driver and a navigator, both of whom are PCA members (or JPP or CAFP Parade entrants) and Parade registrants. No other passengers are allowed.

(d) Traffic Violations - Entrants may be disqualified or otherwise penalized for in-motion traffic violations.

(e) Accident - Entrants may be disqualified or otherwise penalized for being at fault in an automobile accident.

(f) Passing - Passing within sight of a control station is permissible provided the passing is neither dangerous nor illegal.

(g) Creeping - Unless permitted or required by the route instructions, stopping, within site of a checkpoint is not permitted. Also, if an automobile is approaching so slowly that the checkpoint workers judge that the automobile is creating a traffic hazard, the workers will wave in the automobile. If the automobile does not immediately accelerate, the penalty for stopping will be imposed. No penalty will be imposed if the stop was needed for safety or legally required.

(h) Control Station Procedures - Contestants must pass the timing line for their time to be taken and stop where so instructed to receive the timing slip and other instructions (See R-8.1.2. "Leg Info" and 8.1.3. "Departure") The procedures to be followed at control stations will be explained in the "generals."

- (i) Requests—Requests are allowed to maximize the safety of the event.
  - (j) Automobile Numbers - Assigned automobile numbers must be in place before starting the rally.
  - (k) Following - Entrants may be disqualified if found following another rally automobile rather than using the general and route instructions to determine the route.
  - (l) Equipment - Any team found in possession of equipment not allowed in its class will be disqualified. (See R-2. for equipment allowed)
  - (m) Seat Belts - All vehicle occupants must wear seat belts during the rally.
- Pre-runs – Entrants who chair, design or preview the rally course, as a driver or passenger, are ineligible to compete.

## **R-11. Timing And Scoring**

### **R-11.1 Timing**

#### **R-11.1.1. Measure of Arrival Time.**

Times of arrival at all timing controls will be taken to the nearest second and expressed in hours, minutes and seconds (HH:MM:SS).

#### **R-11.1.2. Missed Controls.**

A team physically missing one or more consecutive controls will be timed at the next control station reached. (See R-11.2.3.)

### **R-11.2. Scoring**

#### **R-11.2.1 Leg Score.**

The basic penalty (score) for arrival either early or late at a control will be one point per second, up to a maximum of 300 points (5 minutes), excluding any other penalties. Being early at one timing control cannot be offset by being late at another timing control. Each leg of the rally is started with a zero error.

#### **R-11.2.2. Maximum Duration for Intended Traps.**

The maximum duration for traps on closed loops shall be less than 5 minutes.

#### **R-11.2.3. Missed Control Score and Penalty.**

A penalty of 1 point for each second early or late at each control shall be imposed up to a 300 point maximum (5 minutes) leg penalty or 300 points (5 minutes) for each leg involved in missing a control.

#### **R-11.2.4. Other Penalties.**

Penalties for other reasons may be imposed at the discretion of the Rallymaster, subject to the approval of the PCR Committee Chairman or his designated representative. A detailed schedule of all penalties will be included in the general instructions. Possible penalties, for example, include points for entering an off-course route control, creeping in sight of a control, or entering a control from the wrong direction.

**R-11.2.5. Total Score.** Each leg will be scored separately. Total score equals the sum of the leg scores plus any penalties. Errors, early and late, are cumulative. Error on one leg may not be compensated during succeeding leg(s).

### **R-11.3. Tied scores**

Ties will be broken by comparing the tied contestants' scores at each control. The team with the lower score at a given control will "win" that leg, and the team winning the most legs will be awarded the better finishing position. In the event a tie still exists, scores of tied teams will be compared by control in inverse order, and the team having the lowest score at the first control at which the scores differ will be awarded the higher finishing position in the rally. Ties will only be broken when a trophy is involved.

### **R-11.4. Posting of Scores**

Rallyists will be notified on or before rally day of the time and location where official scores will be posted. Individual scoring irregularities must be reported to the rallymaster or authorized representative no later than one hour after the official scores are posted in order to resolve mathematical errors. Individual scoring errors are not protestable.

# Technical and Historical Quiz

---

The technical and historical quiz is a written test given to determine entrants' knowledge of their Porsche automobiles and other general information not necessarily related to any particular Porsche model. This may include many aspects such as history, racing, model differences, technical area, the Porsche company and family information and PCA history. All entrants will begin the test at the same time. The test will consist of 75 questions (not including tie-breakers) and entrants will be allowed ninety minutes to complete. The date, time and place will be included in the Parade schedule.

## Q-1. Referenced Rules

The rules referenced below apply to the tech quiz:

- (a) Eligibility (See G-2.1. through G-2.6.)
- (b) Protests (See G-9. through G-9.3.2. and G-9.7.)
- (c) Awards (See G-11.1. and G-11.5.)
- (d) Entrants must complete on-site Parade check-in before the event or they will not be allowed to compete. Entrants classification or classification changes must occur no later than one day before the event starts. (See G-2.4.1.)

## Q-2. Classification

Each competitive entrant (and non-competitive entrant eligible to take the quiz) may take the quiz of his/her choice. Men and women will compete for separate awards for equivalent classes; i.e., there will be a first place, etc. for men and a first place, etc. for women in each class. Men's and Ladies' classes are designated with a suffix "M" or "L" respectively as appropriate for each class as designated below (example: Q01L or Q01M).

The classes are:

- Q01 356 and Limited Production – Through 1965
- Q02 Early 911, 930, 912 (& 912E) and Limited Production based on these series - from 1965 through 1977.
- Q03 Mid-911 (& Turbo), 930 and Limited Production - From 1978 through 1989 based on these series.

- Q04 911 C-2/C-4 and later 911 (993) Carrera, 964 and 993 Turbo and Limited Production - From 1990 through 1998 based on these series.
- Q05 911 Carrera (996/997/991/992 including Turbo) and Limited Production based on these series.
- Q06 914/4, 914/6 and Limited Production on these series.
- Q07 924, 928, 944, 968 and Limited Production based on these series.
- Q08 Cayenne, Panamera, Macan and Limited Production based on these series.
- Q09 Boxster (986/987/981) and Cayman and Limited Production based on these series.

## Q-3. Content

### Q-3.1. Format

The test format will be true/false, multiple-choice or a combination of these. There will be no essay type questions. The test will have 75 questions, exclusive of the tie-breaker questions. All quizzes will have the same number of questions. The tie-breaker questions will be general in nature and the same for all quizzes.

**Q-3.1.1.** There will be 50 general questions and 25 model specific questions for all quizzes.

**Q-3.1.2.** There shall be an equal number of true/false versus multiple-choice questions for each model specific section of the quiz.

### Q-3.2. Sources

The questions will be based on information compiled from approved factual references. Copies of the reference materials will be available for entrants' examination after the quiz. The National Tech Committee and National Historian will have reviewed the tests.

References may include the following as well as other readily obtainable materials: Excellence Was Expected (all editions), Panorama, Up-Fixin and the Parade Competition Rules for the general quiz questions. Model specific questions may be based on information

from the above sources as well as Porsche owner's manuals, Porsche sales brochures, Porsche technical specification books and Porsche factory workshop manuals. A list of all sources used to create the quiz will be made available to all entrants at least two months before the Parade.

#### Q-4. Competitor's Rules

- (a) Conduct (See G-5.1.)
- (b) Schedules (See G-5.4.)
- (c) Entrants who write or review sections of the tech/historical quiz shall be ineligible from taking those sections of the tech /historical quiz.

#### Q-5. Scoring

- (a) Each entrant will be given two scores based on their correct number of answers for general history and model specific questions. For the overall Technical/Historic Quiz Award, the scores will be weighted heavily toward the general history questions; for the model specific class awards, the scores will be heavily weighted toward the model specific questions. For the overall award score, three points will be given for each correct general history question, and one point for each correct model specific question. For the model specific class awards, one point will be given for each correct answer for general history question and three points for each correct model specific question. The tie-breaker questions will be scored separately from the main test and such scores will not be added to the test scores. The tie-breaker scores will be used only to determine finishing positions where test scores are identical. In the event that the tie-breaker scores are also identical, the tied contestant who answers more model specific questions correctly will receive the better finishing position for model specific awards and the tied contestant who answers more general history questions correctly will receive the better finishing position for overall awards.
- (b) Score sheets shall be collected and/or turned in upon leaving the test room. Score sheets shall be scored within a reasonable amount of time after the quiz. Scores shall be given to the contestants at that time and are not considered official. The posting time and place of the Official Scores location will be announced before the quiz commences. Official Scores shall be posted no less than two hours prior to the opening of the award festivities event and are not protestable. The Tech/Historical Quiz chair or his designated representative shall be present for one hour after score posting to correct any mathematical errors. (See G-9.7.)

- (c) An on-site Scantron or similar scoring machine is required.

- (d) Any question/answer found to be in error will cause that question number to be removed from all quizzes.

#### Q-6. Official Answer Sheets

An official answer sheet and bibliography of the source materials will be furnished to each contestant following the quiz.

## APPENDIX I

# Definition of Concours Automobiles

---

### FACTORY RACE AUTOMOBILES

Factory Race is for anything the factory built or had/has a hand in with a Porsche engine. Examples would include the Elva, Glockler, Abarth Carrera, 908, 917, 911RSR, 934, 935, 936, GT1, 996 Cup, etc.

### LIMITED PRODUCTION AUTOMOBILES

Limited Production is Porsche production chassis based with Porsche engine. Examples would be GT-bodied 356, 904, 959, Carrera GT, 918, etc. If it is street-legal limited production modified for racing (not Factory Race) it goes in Modified. Special editions of normal production automobiles are not considered Limited Production.

### MODIFIED AUTOMOBILES

Modified is for automobiles that are based on a production chassis (like Limited Production) with a Porsche engine and heavily modified such as chopped top or altered chassis for wheel base or engine purposes. Examples would be 914/6 in full PCA or SCCA race trim, Ruf manufactured Boxster or 911 Carrera Cup automobile in full race trim.

### FULL, TOURING AND STREET AUTOMOBILES

Entrants in the Preparation Groups are judged in three designations: Full concours are judged exterior, interior, engine, storage compartments and undercarriage; Touring are judged exterior, interior, engine and storage compartments; undercarriage (chassis front/rear is not judged) and Street are judged exterior and interior only (chassis front/rear, engine and storage compartments are not judged). The Restoration Group is full only - all components are judged including the undercarriage. The Preservation Group is full only - all components are judged including the undercarriage. Entrants in Touring and Street are encouraged to drive their Porsches to Parade.



# Concours Organization Chart

## The 2019 Concours Organization Chart

Automobiles	Restoration	Preservation		Preparation I			Preparation II		
	(Full)	(Full)	(Low Mileage)	(Full)	(Touring)	(Street)	(Full)	(Touring)	(Street)
All 356	RS01F	PS01F	PS01L	PP01F	PP01T	PP01S			
All 914	RS02F	PS02F	PS02L	PP02F	PP02T	PP02S			
911/912 (1965-1973)	RS03F	PS03F	PS03L	PP03F	PP03T	PP03S			
911/912 (1974-1989)	RS04F	PS04F	PS04L	PP04F	PP04T	PP04S			
964/993 (1990-1998)	RS05F	PS05F	PS05L	PP05F	PP05T	PP05S			
996/997 (1999- 2012)				PP06F	PP06T	PP06S			
924/944/928/968 (1977- 1995)		PS07F	PS07L	PP07F	PP07T	PP07S			
Cayenne & Panamera (2003 – 2011)				PP08F	PP08T	PP08S			
Limited Production				PP09F	PP09T	PP09S			
Modified				PP10F	PP10T	PP10S			
Factory Race	RS11F			PP11F	PP11T	PP11S			
991 (2013-On)							PP12F	PP12T	PP12S
Boxster/Cayman (1997-2012)							PP13F	PP13T	PP13S
Boxster/Cayman (2013 - On)							PP14F	PP14T	PP14S
Cayenne, Panamera & Macan (2012-On)							PP15F	PP15T	PP15S

Notable changes are as follows:

### Groups

**Preparation:** This Group remains intact with Full, Touring and Street classes. Group and Class awards only. All years of Porsches can now enter a Preparation class.

**Restoration:** This Group remains to be for older restored Porsches. Full classes only. Group and Class awards only.

**Preservation:** This Group remains to be for older, unrestored Porsches. Full classes only are for those cars driven. Group and Class awards apply to these classes. Added for 2019 are classes for “low mileage preserved automobiles”; these classes are for automobiles with less than an average of 1000 miles per model year age of the automobile. Automobiles in this Class are low mileage, basically non-driven and mostly stored. The “low mileage preserved automobiles” will not be eligible for the “PCA Preservation” group award.

**Performance:** This Group was eliminated. Cars previously entered in this Group can enter in either Limited Production (PP12F/T/S), Modified (PP13F/T/S) or Factory Race (PP14F/T/S) class in the Preparation Group.

### Classes

**356:** All production 356s (open and closed) are combined. Entrants have the choice of (6) classes; Restored (RS01F), Unrestored original (PS01F), Judged for cleanliness only PP01F/T/S).

**991:** 2013 and on 991s are in a separate class.

**924/944/928/968:** Combined into one class.

**Limited Production:** A Limited Production automobile is one built by the Porsche factory, on a production chassis, in very small quantities. Refer to the Parade Competition Rules Appendix I for the detailed definition. Eligible for judging in Preparation (PP12F/T/S)

**Modified:** The previous Series and Street Modified classes have been combined. Refer to the Parade Competition Rules Appendix I for the detailed definition. Eligible for judging in Preparation (PP13F/T/S).

**Factory Race:** Previous Thoroughbred Racers class. Refer to the Parade Competition Rules Appendix I for the detailed definition. Eligible for judging in Restoration (RS14F) and Preparation (PP14F/T/S).





The Porsche vehicle with identification number  
9113601008 was manufactured  
 with the following assembly specifications:

► *Model Year/Type: 1973 911 Carrera RSR Coupe*  
*Engine Number: 6930134*  
*Transmission Number: 7830962*  
*Exterior Paint Color/Code: Signal Orange 1414*  
*Interior Material Color/Type: Black Leatherette 11*

► *Optional Equipment:*  
*Limited Slip Differential*

PCNA2721

Number

*[Signature]*  
 Porsche Cars North America, Inc.

4/15/96

Date





## Porsche Production Specifications

Date: \_\_\_\_\_

Please send completed form to:  
Fax: 1-800-322-2436

Porsche Cars North America, Inc.  
Porsche Production Specifications  
One Porsche Drive  
Atlanta, GA 30354

For any questions please contact:  
Phone 1-800-PORSCHE (767-7243)

Engine and transmission serial numbers are no longer included in the Porsche Productions Specifications documentation. Only vehicles manufactured for sale in the US or Canada are eligible for North American specifications. Porsche does not ship this document outside of the US and Canada. Please allow 4-6 weeks for delivery.

☐ Mr. ☐ Mrs. ☐ Ms. ☐ Dr.

Name: \_\_\_\_\_  
First Middle Last

Address: \_\_\_\_\_  
Street Apt/Unit  
\_\_\_\_\_  
City State ZIP

Phone Numbers: Home: (\_\_\_\_\_) \_\_\_\_\_ - \_\_\_\_\_ Mobile: (\_\_\_\_\_) \_\_\_\_\_ - \_\_\_\_\_

Email: \_\_\_\_\_

Vehicle Identification Number: \_\_\_\_\_

Model Year: \_\_\_\_\_ Date I purchased the vehicle: \_\_\_\_\_

<u>Fee Chart:</u>	<input type="checkbox"/> Model Year 1948 to Present	\$110.00	\$ _____
	<input type="checkbox"/> Deduction for Porsche Club Members	-\$ 10.00	\$ _____
	Club _____ Member # _____		
	<input type="checkbox"/> Shipping & Handling (we ship to U.S. and Canada only)	\$ 8.95	\$ _____
	<input type="checkbox"/> Expedited Shipping & Handling (U.S. and Canada only)	\$ 39.95	\$ _____
	Total Amount		\$ _____

How did you hear about the Porsche Production Specifications:

☐ Porsche Website ☐ Porsche Dealer ☐ Porsche Events ☐ Friend / Referral

☐ Magazine Advertising \_\_\_\_\_ ☐ Other \_\_\_\_\_  
(please specify) (please specify)

Is this your first Porsche Production Specifications order: ☐ Yes, my first ☐ Second or more

Authorized Signature: \_\_\_\_\_

Form of Payment: ☐ MasterCard ☐ Visa ☐ Amex

Credit Card Number: \_\_\_\_\_ Exp. Date: \_\_\_\_\_ / \_\_\_\_\_ CVC: \_\_\_\_\_

Name as it appears on Card (please print): \_\_\_\_\_

2000 Boxster  
Ocean Blue Metallic  
Graphite Grey Top  
Graphite Grey Prtl Lthr Seats

Standard Equipment	Options	Price	Exclusive Options
<b>Technical/Mechanical</b> 2.7 Liter, Six-Cylinder Engine 217HP Water Cooled, 4-Valves/Cylinder Mid Engine - Variable Camshaft Control Knock Sensor Double Inertia Flywheel 5-Speed Manual Transmission Hydraulic Clutch Power Steering Front and Rear Stabilizer Bars 16" Cast Alloy Wheels 205/55 ZR 16" Wheels/Tires Speed Activated Rear Spoiler Digital Motor Electronics (DME) w/E-Gas On-Board Diagnosis System II (OBD II)	Manufacturer's Suggested Retail Price:  Porsche Base Model Ocean Blue Metallic Graphite Grey Top Graphite Grey Prtl Lthr Seats U.S. Standard/Emissions Sport Package 17" Wheels Boxster-Design* Wheel Caps with Colored Crest Cruise Control Hi-Fi Sound Pkg w/Speakers Remote Control Alarm System Porsche Windstop (Deflector) AM/FM Radio with CD Player	41,430 805 N/C N/C N/C 2,110 1,215 170 N/C N/C N/C N/C	
<b>Safety/Environment</b> 4-Piston Monobloc Brake Sys F/R Anti-Lock Brakes (ABS-5) Dual 3-Way Catalytic Converter Roll Hoop Dual Airbags With Side Airbags Fog Lights (2 front, 1 rear) <b>Comfort/Convenience</b> Power Operated Top and Windows Heated Windshield Washer Carbon Filtered Ventilation System Windshield Antenna w/Suppression Front Seats with Power Backrest Immobilizer Anti-Theft System Central Locking System Partial Leather Seats Luggage Net or Lockable Storage Automatic Climate Control with A/C Power Heated Side Mirrors AM/FM Cassette Stereo Front & Rear Luggage Compartments Illuminated Sunvisor Vanity Mirrors <b>Warranty/Durability</b> 10 Year Limited Anti-Corrosion Limited 4 Year / 50,000 Mile Warranty-US Limited 4 Year / 80,000 KM Warranty-Canada Porsche Roadside Assistance	EXCLUSIVE OPTIONS Destination Charge TOTAL PRICE*	765 46,495	

\*Gasoline, license and title fees, state and local taxes and dealer installed options and accessories are not included.


MONRONEY LABEL  
(example)



PORSCHE

This vehicle is equipped with a front bumper of a type that has been tested at an impact speed of 5 miles per hour, and has been found to be capable of absorbing the impact at that speed of 5 miles per hour, resulting in no damage to the bumper and attachment hardware. \*Minimal damage to the bumper means minor cosmetic damage that can be repaired by replacing any parts. The stronger the bumper, the less likely the vehicle will require repair after a low-speed collision. The current federal bumper standard is 2.5 miles per hour.

Parts Content Information:  
For Vehicles in this car line: U.S./Canada parts Content:  
Major Source of Foreign Parts Content: Germany: 73%  
For this vehicle : Final Assembly Point:  
Uusikaupunki, Finland  
Country of Origin:  
Engine Parts: Germany Transmission: Germany  
NOTE: Parts content does not include final assembly, distribution, or other non-parts costs.



The Smog Index (SI) indicates the relative air pollution level of a vehicle.  
The lower the SI, the lower the vehicle's emissions.

THIS LABEL IS AFFIXED PURSUANT TO FEDERAL AUTOMOBILE DISCLOSURE ACT PUBLIC LAW 95-506

Compare this vehicle to others in the FREE GAS MILEAGE GUIDE available at the dealer.

CITY MPG

20

Gas Mileage Information

HIGHWAY MPG

28

Actual Mileage will vary with options, driving conditions, driving habits and vehicle's condition. Results reported to EPA indicate that the majority of vehicles with these estimates will achieve between

17<sup>and</sup> 23<sup>mpg</sup> in the city and in between

23<sup>and</sup> 33<sup>mpg</sup> on the highway.

2000 Boxster  
2.7 Boxster  
6 Cylinder Fuel Injection  
5 Speed Manual

For Comparison Shopping, all vehicles classified as Two Seater have been issued mileage ratings ranging from

9<sup>to</sup> 25<sup>mpg</sup> city and 13<sup>to</sup> 30<sup>mpg</sup> highway.

Estimated Annual Fuel Cost: \$881

Ship-to Dealer 135  
Carlson Porsche  
1730 Embarcadero Rd.  
Palo Alto CA 94303

Sold-to Dealer 135  
Carlson Porsche  
1730 Embarcadero Rd.  
Palo Alto CA 94303

Location..... 802  
Meth of Trans., Truck

WP0CA2982YU620139  
Order Reference 7042395



## MONRONEY LABEL

(example)

<b>PORSCHE + AUDI</b> A05 748 5321 MAKE PORSCHE		MODEL 911344 YEAR 1977
SERIAL NO. 9117202906	BODY TYPE 911S COUPE	
DISTRIBUTOR NAME & ADDRESS VOLKSWAGEN OF AMERICA, INC.		DEALER NAME & ADDRESS PORSCHE AUDI NORTH
3737 LAKE COOK RD DEERFIELD IL 60015 PORT OF ENTRY COLUMBUS METHOD OF TRANSP. ** TRUCKED **	5002 POST ROAD DUBLIN, OHIO 43017 DESTINATION CHARGE 89.50 15,300.00 420.00 1,000.00 1,270.00 525.00 395.00 50.00 105.00 175.00	
IMPORTER'S SUGGESTED RETAIL PRICE WITHOUT ACCESSORIES AT PORT OF ENTRY:		
POLAR BLUE PAINT LEATHER WITH CLOTH OPTION GROUP V40 RADIO BAMBERG AIRCONDITIONER BLACK ROOF LINER BILSTEIN SHOCK ABSORBERS BLACK TRIM INSTEAD OF CHROME 911S STANDARD FEATURES INCLUDE, FUEL INJECTION, CAPACITIVE DISCHARGE IGNITION, 4-WHEEL VENTED DISC BRAKES, BRAKE BOOSTER, PRESSURE CAST ALLOY WHEELS, FRONT SPOILER, FRONT AND REAR STABILIZER BAR, TINTED GLASS ALL AROUND OUTSIDE POWER MIRROR WITH ELECTRIC DEFROSTER, OIL LEVEL & PRESSURE GAUGE, ELECTRIC REAR WINDOW DEFOGGER, SWING OUT REAR SIDE WINDOWS TRANSISTORIZED TACHOMETER, QUARTZ CLOCK STEREO SPEAKERS IN DOORS, UNDERCOATING ELECTRONICALLY CONTROLLED SPEEDOMETER RACK & PINION STEERING, TRIP ODOMETER RECLINING BUCKET SEATS, CUT PILE CARPET INTERMITTENT WINDSHIELD WIPER CYCLE FOUR WHEEL INDEPENDENT SUSPENSION		
*SUGGESTED RETAIL PRICE* WITH ACCESSORIES AT DEALER'S LOCATION:		19,829.50
License and title fees, state and local tax, dealer prep, and accessories included.		
Label by the sole authorized importer for JDI in the UNITED STATES pursuant to 49 CFR 585.506 bear this signature.		
PRINT: J.S.A.		
W 22-99-		

Based on the results of tests conducted or certified by the U.S. ENVIRONMENTAL PROTECTION AGENCY, the typical fuel economy of this car is estimated to be:

PORSCHE 911S COUPE  
 6 CYLINDER, 164 CUBIC INCH DISPLACEMENT  
 ENGINE, FUEL INJECTION, MANUAL  
 TRANSMISSION.

15 MILES PER GALLON FOR CITY DRIVING  
 24 MILES PER GALLON FOR HIGHWAY DRIVING  
 AND  
 18 MILES PER GALLON FOR COMBINED CITY  
 AND HIGHWAY DRIVING



TO COMPARE, THE COMBINED CITY & HIGHWAY  
 FUEL ECONOMY FOR OTHER TWO SEATER  
 VEHICLES RANGES FROM  
 11 TO 27 MILES PER GALLON 2/10/77

THE ESTIMATED ANNUAL FUEL COST FOR THIS  
 VEHICLE IS \$542

These estimates are based on the tests of vehicles equipped with frequently purchased optional equipment.

Reminder: The actual fuel economy of this car will vary depending on the type of driving you do, your driving habits, how well you maintain your car, optional equipment installed and used, and road and weather conditions.

To compare the fuel economy of this car with other cars, and to learn how the tests were conducted, ask your dealer for a free copy of the current EPA/FEA Gas Mileage Guide for New Car Buyers.

## APPENDIX IV

## Concours Score Sheets

<b>Concours d'Elegance</b> <b>PRESERVATION GROUP - Kardex</b> <b>(or Authenticity documentation) &amp; Exterior</b>						GROUP ELIGIBLE _____ CLASS _____ CLASS POSITION _____
Entrant _____						Entry No. _____
Co-Entrant _____						Entry No. _____
Chassis No. _____						Engine No. _____
Transaxle No. _____						Paint No. _____
Model Year _____						Model _____
Body Style _____						Paint Color _____
Kardex / Certificate of Authenticity: Chassis Metal Stamping _____						Chassis Data Plate(s) _____
Engine No. _____						Transaxle No. _____
Paint No. _____						
Options: _____						
<b>Ratings:</b> <ul style="list-style-type: none"> <li style="margin-right: 10px;">• Incorrect (Fault)</li> <li style="margin-right: 10px;">• Inconsistent (Demerit)</li> <li style="margin-right: 10px;">• Average (Endorsement)</li> <li style="margin-right: 10px;">• Above Average (Compliment)</li> <li style="margin-right: 10px;">• Excellent (Commendation)</li> </ul>						
<i>Check appropriate box for overall rating for component. Enter comments for sub-components that support overall rating</i>						
	Fault	Demerit	Endorsement	Compliment	Commendation	
1-a. Kardex or COA	<input type="checkbox"/> _____	<input type="checkbox"/> _____	<input type="checkbox"/> _____			
1-b. Utilization	<input type="checkbox"/> _____	<input type="checkbox"/> _____	<input type="checkbox"/> _____	<input type="checkbox"/> _____	<input type="checkbox"/> _____	
Odometer Reading _____						
Number of Years Owned _____ Evidence of Use (have available for review: log books, repair bills, oil/tire receipts, autocross results, prior Parade, Zone or Region concours score sheets with mileages noted, etc.)						
<i>Check appropriate box for overall rating for component. Enter comments for sub-components that support overall rating</i>						
	Fault	Demerit	Endorsement	Compliment	Commendation	
2. Exterior	<input type="checkbox"/> _____	<input type="checkbox"/> _____	<input type="checkbox"/> _____	<input type="checkbox"/> _____	<input type="checkbox"/> _____	
Coachwork _____			COMMENTS			
Exterior Surfaces (except below) _____			COMMENTS			
Glass, Lights _____			COMMENTS			
Metal & Rubber trim _____			COMMENTS			
Bumpers _____			COMMENTS			
Wheels Coverings & Tires _____			COMMENTS			

## Concours d'Elegance Preservation Group - INTERIOR & ENGINE

Entrant \_\_\_\_\_ Entry No. \_\_\_\_\_

Co-Entrant \_\_\_\_\_ Entry No. \_\_\_\_\_

**Ratings:**     • Incorrect (Fault)                      • Inconsistent (Demerit)                      • Average (Endorsement)  
                    • Above Average (Compliment)                      • Excellent (Commendation)

*Check appropriate box for overall rating for component. Enter comments for sub-components that support overall rating*

	<b>Fault</b>	<b>Demerit</b>	<b>Endorsement</b>	<b>Compliment</b>	<b>Commendation</b>
<b>3. Interior</b>	<input type="checkbox"/> _____	<input type="checkbox"/> _____	<input type="checkbox"/> _____	<input type="checkbox"/> _____	<input type="checkbox"/> _____

Seats, Seat Mechanisms & Belts \_\_\_\_\_ COMMENTS

Upholstery - Doors & Side Panels \_\_\_\_\_ COMMENTS

Headliner (Incl. Convertibles) \_\_\_\_\_ COMMENTS

Carpeting, Floor & Covering \_\_\_\_\_ COMMENTS

Dash, Steering, Instruments. \_\_\_\_\_ COMMENTS

Hinge & Lockpost Areas \_\_\_\_\_ COMMENTS

*Check appropriate box for overall rating for component. Enter comments for sub-components that support overall rating*

	<b>Fault</b>	<b>Demerit</b>	<b>Endorsement</b>	<b>Compliment</b>	<b>Commendation</b>
<b>4. Engine</b>	<input type="checkbox"/> _____	<input type="checkbox"/> _____	<input type="checkbox"/> _____	<input type="checkbox"/> _____	<input type="checkbox"/> _____

Coverings (Metal, Plastic) \_\_\_\_\_ COMMENTS

Mechanical Components \_\_\_\_\_ COMMENTS

Compartment Walls & Insulation \_\_\_\_\_ COMMENTS

Lid - Underside, Hinges & Seals \_\_\_\_\_ COMMENTS

## Concours d'Elegance Preservation Group - STORAGE & CHASSIS

Entrant \_\_\_\_\_ Entry No. \_\_\_\_\_

Co-Entrant \_\_\_\_\_ Entry No. \_\_\_\_\_

**Ratings:**     • Incorrect (Fault)                      • Inconsistent (Demerit)                      • Average (Endorsement)  
                    • Above Average (Compliment)                      • Excellent (Commendation)

*Check appropriate box for all overall rating for component. Enter comments for sub-components that support overall rating.*

	<b>Fault</b>	<b>Demerit</b>	<b>Endorsement</b>	<b>Compliment</b>	<b>Commendation</b>
5. Storage	<input type="checkbox"/> _____	<input type="checkbox"/> _____	<input type="checkbox"/> _____	<input type="checkbox"/> _____	<input type="checkbox"/> _____

Compartment(s), Walls & Coverings \_\_\_\_\_ COMMENTS

Lid(s) - Underside, Hinges & Seals \_\_\_\_\_ COMMENTS

Tools, Spare Tire, Jack. \_\_\_\_\_ COMMENTS

Other Included Components \_\_\_\_\_ COMMENTS

*Check appropriate box for overall rating for component. Enter comments for sub-components that support overall rating*

	<b>Fault</b>	<b>Demerit</b>	<b>Endorsement</b>	<b>Compliment</b>	<b>Commendation</b>
6. Chassis	<input type="checkbox"/> _____	<input type="checkbox"/> _____	<input type="checkbox"/> _____	<input type="checkbox"/> _____	<input type="checkbox"/> _____

Drivetrain \_\_\_\_\_ COMMENTS

Suspension \_\_\_\_\_ COMMENTS

Steering \_\_\_\_\_ COMMENTS

Brakes \_\_\_\_\_ COMMENTS

Underbody Panels & Fender Wells \_\_\_\_\_ COMMENTS

Other Included Components \_\_\_\_\_ COMMENTS

## Concours d'Elegance

### PRESERVATION GROUP - Kardex

### Low Mileage

(or Authenticity documentation) & Exterior

GROUP ELIGIBLE \_\_\_\_\_

CLASS \_\_\_\_\_

CLASS POSITION \_\_\_\_\_

Entrant \_\_\_\_\_ Entry No. \_\_\_\_\_

Co-Entrant \_\_\_\_\_ Entry No. \_\_\_\_\_

Chassis No. \_\_\_\_\_ Engine No. \_\_\_\_\_ Transaxle No. \_\_\_\_\_ Paint No. \_\_\_\_\_

Model Year \_\_\_\_\_ Model \_\_\_\_\_ Body Style \_\_\_\_\_ Paint Color \_\_\_\_\_

Kardex / Certificate of Authenticity: Chassis Metal Stamping \_\_\_\_\_ Chassis Data Plate(s) \_\_\_\_\_

Engine No. \_\_\_\_\_ Transaxle No. \_\_\_\_\_ Paint No. \_\_\_\_\_

Options: \_\_\_\_\_

**Ratings:**

- Incorrect (Fault)
- Inconsistent (Demerit)
- Average (Endorsement)
- Above Average (Compliment)
- Excellent (Commendation)

*Check appropriate box for overall rating for component. Enter comments for sub-components that support overall rating*

Fault                  Demerit                  Endorsement                  Compliment                  Commendation

1. **Kardex or COA** ☐ \_\_\_\_\_ ☐ \_\_\_\_\_ ☐ \_\_\_\_\_ ☐ \_\_\_\_\_ ☐ \_\_\_\_\_

Odometer Reading \_\_\_\_\_

Number of Years Owned \_\_\_\_\_ Evidence of Use (have available for review: log books, repair bills, oil/tire receipts, autocross results, prior Parade, Zone or Region concours score sheets with mileages noted, etc.)

*Check appropriate box for overall rating for component. Enter comments for sub-components that support overall rating*

Fault                  Demerit                  Endorsement                  Compliment                  Commendation

2. **Exterior** ☐ \_\_\_\_\_ ☐ \_\_\_\_\_ ☐ \_\_\_\_\_ ☐ \_\_\_\_\_ ☐ \_\_\_\_\_

Coachwork \_\_\_\_\_ COMMENTS \_\_\_\_\_

Exterior Surfaces (except below) \_\_\_\_\_ COMMENTS \_\_\_\_\_

Glass, Lights \_\_\_\_\_ COMMENTS \_\_\_\_\_

Metal & Rubber trim \_\_\_\_\_ COMMENTS \_\_\_\_\_

Bumpers \_\_\_\_\_ COMMENTS \_\_\_\_\_

Wheels Coverings & Tires \_\_\_\_\_ COMMENTS \_\_\_\_\_



# Concours d'Elegance Preservation Group Low Mileage - INTERIOR & ENGINE

Entrant \_\_\_\_\_ Entry No. \_\_\_\_\_

Co-Entrant \_\_\_\_\_ Entry No. \_\_\_\_\_

**Ratings:**     • Incorrect (Fault)                      • Inconsistent (Demerit)                      • Average (Endorsement)  
                    • Above Average (Compliment)                      • Excellent (Commendation)

*Check appropriate box for overall rating for component. Enter comments for sub-components that support overall rating*

	<b>Fault</b>	<b>Demerit</b>	<b>Endorsement</b>	<b>Compliment</b>	<b>Commendation</b>
<b>3. Interior</b>	<input type="checkbox"/> _____	<input type="checkbox"/> _____	<input type="checkbox"/> _____	<input type="checkbox"/> _____	<input type="checkbox"/> _____

Seats, Seat Mechanisms & Belts \_\_\_\_\_ COMMENTS

Upholstery - Doors & Side Panels \_\_\_\_\_ COMMENTS

Headliner (Incl. Convertibles) \_\_\_\_\_ COMMENTS

Carpeting, Floor & Covering \_\_\_\_\_ COMMENTS

Dash, Steering, Instruments. \_\_\_\_\_ COMMENTS

Hinge & Lockpost Areas \_\_\_\_\_ COMMENTS

*Check appropriate box for overall rating for component. Enter comments for sub-components that support overall rating*

	<b>Fault</b>	<b>Demerit</b>	<b>Endorsement</b>	<b>Compliment</b>	<b>Commendation</b>
<b>4. Engine</b>	<input type="checkbox"/> _____	<input type="checkbox"/> _____	<input type="checkbox"/> _____	<input type="checkbox"/> _____	<input type="checkbox"/> _____

Coverings (Metal, Plastic) \_\_\_\_\_ COMMENTS

Mechanical Components \_\_\_\_\_ COMMENTS

Compartment Walls & Insulation \_\_\_\_\_ COMMENTS

Lid - Underside, Hinges & Seals \_\_\_\_\_ COMMENTS

# Concours d'Elegance Preservation Group Low Mileage STORAGE & CHASSIS

Entrant \_\_\_\_\_ Entry No. \_\_\_\_\_

Co-Entrant \_\_\_\_\_ Entry No. \_\_\_\_\_

**Ratings:**    • Incorrect (Fault)                      • Inconsistent (Demerit)                      • Average (Endorsement)  
                    • Above Average (Compliment)                      • Excellent (Commendation)

*Check appropriate box for all overall rating for component. Enter comments for sub-components that support overall rating.*

5.    **Storage**                      **Fault**                      **Demerit**                      **Endorsement**                      **Compliment**                      **Commendation**  
   ☐ \_\_\_\_\_                      ☐ \_\_\_\_\_                      ☐ \_\_\_\_\_                      ☐ \_\_\_\_\_                      ☐ \_\_\_\_\_

Compartment(s), Walls & Coverings \_\_\_\_\_ COMMENTS

Lid(s) - Underside, Hinges & Seals \_\_\_\_\_ COMMENTS

Tools, Spare Tire, Jack. \_\_\_\_\_ COMMENTS

Other Included Components \_\_\_\_\_ COMMENTS

*Check appropriate box for overall rating for component. Enter comments for sub-components that support overall rating*

6.    **Chassis**                      **Fault**                      **Demerit**                      **Endorsement**                      **Compliment**                      **Commendation**  
   ☐ \_\_\_\_\_                      ☐ \_\_\_\_\_                      ☐ \_\_\_\_\_                      ☐ \_\_\_\_\_                      ☐ \_\_\_\_\_

Drivetrain \_\_\_\_\_ COMMENTS

Suspension \_\_\_\_\_ COMMENTS

Steering \_\_\_\_\_ COMMENTS

Brakes \_\_\_\_\_ COMMENTS

Underbody Panels & Fender Wells \_\_\_\_\_ COMMENTS

Other Included Components \_\_\_\_\_ COMMENTS

**Concours d'Elegance - Master Score Sheet**  
**RESTORATION GROUP**  
 (Air Cooled)  
 Full Category

GROUP ELIGIBLE \_\_\_\_\_  
 CLASS \_\_\_\_\_  
 CLASS POSITION \_\_\_\_\_

Entrant's Name \_\_\_\_\_ Entry No. \_\_\_\_\_

Co-Entrant's Name \_\_\_\_\_ Entry No. \_\_\_\_\_

Region(s) \_\_\_\_\_

Year \_\_\_\_\_ Model \_\_\_\_\_ Body Style \_\_\_\_\_ Paint Color \_\_\_\_\_

Transportation of car to Parade (*Check one*):

☐ Shipped/trailerred (*any manner*)

☐ Driven from (*List City & State if driven*) \_\_\_\_\_

**Entrants: DO NOT WRITE BELOW DOTTED LINE**

.....

Divisions  
 R-I (356), R-II (911/912), & R-III (914)

JUDGING RESULTS	MAX POINTS	POINTS SCORED
1. Exterior	70	_____
2. Interior	70	_____
3. Engine Compartment	55	_____
4. Storage Compartment(s)	40	_____
5. Chassis (Front)	30	_____
6. Chassis (Rear)	35	_____

Total Concours Score

300

## Concours d'Elegance - INTERIOR RESTORATION GROUP

(Air-cooled)

Entrant's Name \_\_\_\_\_ Entry No. \_\_\_\_\_

Co-Entrant's Name \_\_\_\_\_ Entry No. \_\_\_\_\_

Entrants: DO NOT WRITE BELOW DOTTED LINE

Judge \_\_\_\_\_

	Total Points	Originality		Restoration and Presentation	
		Maximum Points	Points Scored	Maximum Points	Points Scored
• Seats, Mechanism of Seats and Belts	14	7.0	_____	7.0	_____
• Carpeting and Floor Covering, Pedals (Includes Surface under Floor Mats)	15	7.5	_____	7.5	_____
COMMENT					
• Headliner (Includes Underside of Convertible Tops)	6	3.0	_____	3.0	_____
COMMENT					
• Dashboard, Steering Wheels, Instruments, Underside of Dash down to Floor (Also Fuse Box on 356, 356B-T-5, & 914)	10	5.0	_____	5.0	_____
COMMENT					
• Inside of Fender Well Housings, Door Hinges, Rubber, Antenna, and Other Included Components	10	5.0	_____	5.0	_____
COMMENT					
• Upholstery of Door and Side Panels	6	3.0	_____	3.0	_____
COMMENT					
• Door (Compartments/Pockets/Glove Box)	4	2.0	_____	2.0	_____
COMMENT					
• Inner Surfaces of All Glass	5	2.5	_____	2.5	_____
COMMENT					
<b>TOTAL</b>	70	35.0	_____	35.0	_____

**TOTAL POINTS SCORED**

## Concours d'Elegance - **EXTERIOR** RESTORATION GROUP

(Air-cooled)

Entrant's Name \_\_\_\_\_ Entry No. \_\_\_\_\_

Co-Entrant's Name \_\_\_\_\_ Entry No. \_\_\_\_\_

Entrants: DO NOT WRITE BELOW DOTTED LINE

Judge \_\_\_\_\_

	Total Points	Originality		Restoration and Presentation	
		Maximum Points	Points Scored	Maximum Points	Points Scored
• Coachwork (Shape and Fit) COMMENTS	10	5.0	_____	5.0	_____
• Exterior Surfaces (Including Paint & Conv. Tops - Excluding Items Listed Below) COMMENTS	30	15.0	_____	15.0	_____
• Outer Surfaces of Glass, Lights COMMENTS	10	5.0	_____	5.0	_____
• Metal Trim COMMENTS	7	3.5	_____	3.5	_____
• Rubber Trim ' Bumpers COMMENTS	7	3.5	_____	3.5	_____
• Wheels, Tires, Wheel Caps (Outer Services) COMMENTS	6	3.0	_____	3.0	_____
<b>TOTAL</b>	70	35.0	_____	35.0	_____

**TOTAL POINTS SCORED**



# Concours d'Elegance - **STORAGE COMPARTMENT(S)** RESTORATION GROUP

(Air-cooled)

Entrant's Name \_\_\_\_\_ Entry No. \_\_\_\_\_

Co-Entrant's Name \_\_\_\_\_ Entry No. \_\_\_\_\_

Entrants: DO NOT WRITE BELOW DOTTED LINE

Judge \_\_\_\_\_

	Total Points	Originality		Restoration and Presentation	
		Maximum Points	Points Scored	Maximum Points	Points Scored
• Storage Compartments (Includes Paint and Side Covering) COMMENTS	7	3.5	_____	3.5	_____
• Underside of Storage Lid(s) (Including Latches, Hinges, and Rubber Molding) COMMENTS	7	3.5	_____	3.5	_____
• Floor Covering(s) and Fuel Tank in Older Models and Fuel Filler in Later Models COMMENTS	7	3.5	_____	3.5	_____
• Windshield Washer Container, Battery or Batteries, and Fuse Box (Except 356, 356B-T5, and 914) COMMENTS	7	3.5	_____	3.5	_____
• Tools COMMENTS	5	2.5	_____	2.5	_____
• Jack and Tire Strap COMMENTS	3	1.5	_____	1.5	_____
• Spare Tire COMMENTS	4	2.0	_____	2.0	_____
<b>TOTAL</b>	40	20.0	_____	20.0	_____

**TOTAL POINTS SCORED**

## Concours d'Elegance - **ENGINE COMPARTMENT** (Air-cooled) RESTORATION GROUP

Entrant's Name \_\_\_\_\_ Entry No. \_\_\_\_\_

Co-Entrant's Name \_\_\_\_\_ Entry No. \_\_\_\_\_

Entrants: DO NOT WRITE BELOW DOTTED LINE

Judge \_\_\_\_\_

	Total Points	Originality		Restoration and Presentation	
		Maximum Points	Points Scored	Maximum Points	Points Scored
• Engine	25	12.5	_____	12.5	_____
COMMENT					
• Sheet Metal	10	5.0	_____	5.0	_____
COMMENT					
• Engine Compartment (Paint and Side Covering)	5	2.5	_____	2.5	_____
COMMENT					
• Underside of Engine Compartment Lid	5	2.5	_____	2.5	_____
COMMENT					
• Generator/Alternator, Pulleys/ Belts	5	2.5	_____	2.5	_____
COMMENT					
• Wiring and Other Electrical Components (& Battery in 914)	5	2.5	_____	2.5	_____
COMMENT					
<b>TOTAL</b>	<b>55</b>	<b>27.5</b>	_____	<b>27.5</b>	_____

**TOTAL POINTS SCORED**

## Concours d'Elegance - **CHASSIS FRONT** RESTORATION GROUP

(Air-cooled)

Entrant's Name \_\_\_\_\_ Entry No. \_\_\_\_\_

Co-Entrant's Name \_\_\_\_\_ Entry No. \_\_\_\_\_

Entrants: DO NOT WRITE BELOW DOTTED LINE

.....

Judge \_\_\_\_\_

	Total Points	Originality		Restoration and Presentation	
		Maximum Points	Points Scored	Maximum Points	Points Scored
• Underbody Panels and Fender Wells	8	4.0	_____	4.0	_____
COMMENT		~~~~~	~~~~~	~~~~~	~~~~~
• Suspension Members, Backing Plates, Brake Lines, Calipers, Shocks, Etc.	10	5.0	_____	5.0	_____
COMMENT					
• Steering System, Torsion Bar Assemblies, Fuel Tank (Later Models), Master Cylinder (Earlier Models)	8	4.0	_____	4.0	_____
COMMENT					
• Inner Surfaces of Wheels and Tires	4	2.0	_____	2.0	_____
COMMENT					
<b>TOTAL</b>	30	15.0	_____	15.0	_____

**TOTAL POINTS SCORED**

## Concours d'Elegance - **CHASSIS REAR** RESTORATION GROUP

(Air-cooled)

Entrant's Name \_\_\_\_\_ Entry No. \_\_\_\_\_

Co-Entrant's Name \_\_\_\_\_ Entry No. \_\_\_\_\_

Entrants: **DO NOT WRITE BELOW DOTTED LINE**

Judge \_\_\_\_\_

	Total Points	Originality		Restoration and Presentation	
		Maximum Points	Points Scored	Maximum Points	Points Scored
• Underbody Panels and Fender Wells COMMENT	8	4.0	_____	4.0	_____
• Underside of Transmission, Engine, Heater Boxes, and Other Engine Sheet Metal COMMENT	10	5.0	_____	5.0	_____
• Suspension Members, Backing Plates, Brake Lines, Calipers, Shocks, Etc. COMMENT	10	5.0	_____	5.0	_____
• Hand Brake, Tachometer, and Other Cables and Their Retaining Straps COMMENT	3	1.5	_____	1.5	_____
• Inner Surfaces of Wheels and Tires COMMENT	4	2.0	_____	2.0	_____
<b>TOTAL</b>	35	17.5	_____	17.5	_____

**TOTAL POINTS SCORED**

**Concours d'Elegance - Master Score Sheet**  
**RESTORATION GROUP**  
**(Liquid Cooled)**  
**Full Category**

GROUP ELIGIBLE \_\_\_\_\_  
 CLASS \_\_\_\_\_  
 CLASS POSITION \_\_\_\_\_

Entrant \_\_\_\_\_ Entry No. \_\_\_\_\_

Co-Entrant \_\_\_\_\_ Entry No. \_\_\_\_\_

Region(s) \_\_\_\_\_

Year \_\_\_\_\_ Model \_\_\_\_\_ Body Style \_\_\_\_\_ Paint Color \_\_\_\_\_

Transportation of car to Parade (*Check one*):

☐ Shipped/trailer (any manner)

☐ Driven from (*List City & State if driven*) \_\_\_\_\_

**Entrants: DO NOT WRITE BELOW DOTTED LINE**

.....		
Divisions		
R-IV (924,944,928,968, 986)		
JUDGING RESULTS	MAX POINTS	POINTS SCORED
1. Exterior	70	_____
2. Interior	70	_____
3. Engine Compartment	62	_____
4. Storage Compartment(s)	33	_____
5. Chassis (Front)	35	_____
6. Chassis (Rear)	30	_____

Total Concours Score

300



# Concours d'Elegance - **INTERIOR** RESTORATION GROUP

(Liquid-Cooled)

Entrant's Name \_\_\_\_\_ Entry No. \_\_\_\_\_

Co-Entrant's Name \_\_\_\_\_ Entry No. \_\_\_\_\_

Entrants: DO NOT WRITE BELOW DOTTED LINE

Judge \_\_\_\_\_

	Total Points	Originality		Restoration and Presentation	
		Maximum Points	Points Scored	Maximum Points	Points Scored
• Seats, Mechanism of Seats and Belts (Including Back of Rear Seat)	14	7.0	_____	7.0	_____
COMMENT	~~~~~	~~~~~	~~~~~		
• Carpeting and Floor Covering (Includes Surface under Floor Mats)	15	7.5	_____	7.5	_____
COMMENT					
• Headliner (Includes Underside of Convertible Tops)	6	3.0	_____	3.0	_____
COMMENT					
• Dashboard, Steering Wheels, Instruments, Underside of Dash down to Floor, Pedal Cluster, Fuse Box and Console	10	5.0	_____	5.0	_____
COMMENT					
• Inside of Fender Well Housings, Door Hinges, Rubber, Antenna	10	5.0	_____	5.0	_____
COMMENT					
• Upholstery of Door and Side Panels	6	3.0	_____	3.0	_____
COMMENT					
• Door (Compartments/Pockets/Glove Box)	4	2.0	_____	2.0	_____
COMMENT					
• Inner Surfaces of All Glass	5	2.5	_____	2.5	_____
COMMENT					
<b>TOTAL</b>	70	35.0	_____	35.0	_____

TOTAL POINTS SCORED

## Concours d'Elegance - **EXTERIOR** RESTORATION GROUP

(Liquid-Cooled)

Entrant \_\_\_\_\_ Entry No. \_\_\_\_\_

Co-Entrant \_\_\_\_\_ Entry No. \_\_\_\_\_

Entrants: DO NOT WRITE BELOW DOTTED LINE

Judge \_\_\_\_\_

	Total Points	Originality		Restoration and Presentation	
		Maximum Points	Points Scored	Maximum Points	Points Scored
• Coachwork (Shape and Fit) COMMENTS	10	5.0	_____	5.0	_____
• Exterior Surfaces (Includes Paint and Convertible Top- Excludes Items Listed Below) COMMENTS	30	15.0	_____	15.0	_____
• Outer Surfaces of Glass, Lights COMMENTS	10	5.0	_____	5.0	_____
• Metal Trim COMMENTS	7	3.5	_____	3.5	_____
• Rubber Trim/ Bumpers COMMENTS	7	3.5	_____	3.5	_____
• Wheels, Tires, Wheel Caps (flat outer services) COMMENTS	6	3.0	_____	3.0	_____
<b>TOTAL</b>	70	35.0	_____	35.0	_____

**TOTAL POINTS SCORED**

# Concours d'Elegance - **STORAGE COMPARTMENT(S)** RESTORATION GROUP

(Liquid-Cooled)

Entrant's Name \_\_\_\_\_ Entry No. \_\_\_\_\_

Co-Entrant's Name \_\_\_\_\_ Entry No. \_\_\_\_\_

Entrants: DO NOT WRITE BELOW DOTTED LINE

Judge \_\_\_\_\_

	Total Points	Originality		Restoration and Presentation	
		Maximum Points	Points Scored	Maximum Points	Points Scored
• Storage Compartment(s), (Luggage Cover and Side Covering)	7	3.5	_____	3.5	_____
COMMENT	~~~~~	~~~~~	~~~~~	~~~~~	~~~~~
• Underside of Storage Lid(s), (Including Latches, Hinges, and Rubber Molding)	7	3.5	_____	3.5	_____
COMMENT					
• Floor Covering(s) and Fuel Filler, (& Battery 928)	7	3.5	_____	3.5	_____
COMMENT					
• Tools and Jack	7	3.5	_____	3.5	_____
COMMENT					
• Spare Tire	5	2.5	_____	2.5	_____
COMMENT					
<b>TOTAL</b>	<b>33</b>	<b>16.5</b>	<b>_____</b>	<b>16.5</b>	<b>_____</b>

**TOTAL POINTS SCORED**

## Concours d'Elegance - **ENGINE COMPARTMENT** RESTORATION GROUP

(Liquid-Cool

Entrant's Name \_\_\_\_\_ Entry No. \_\_\_\_\_

Co-Entrant's Name \_\_\_\_\_ Entry No. \_\_\_\_\_

Entrants: DO NOT WRITE BELOW DOTTED LINE

Judge \_\_\_\_\_

	Total Points	Originality		Restoration and Presentation	
		Maximum Points	Points Scored	Maximum Points	Points Scored
• Engine	25	12.5	_____	12.5	_____
COMMENT					
• Sheet Metal (Includes Plastic Components)	10	5.0	_____	5.0	_____
COMMENT					
• Engine Compartment (Condition of Paint and Rubber Insulation)	5	2.5	_____	2.5	_____
COMMENT					
• Underside of Engine Compartment Lid	5	2.5	_____	2.5	_____
COMMENT					
• Generator/Alternator, Pulleys/ Belts	5	2.5	_____	2.5	_____
COMMENT					
• Wiring and Other Electrical Components (& Battery in 924 & 944)	12	6.0	_____	6.0	_____
COMMENT					
<b>TOTAL</b>	62	31.0	_____	31.0	_____

**TOTAL POINTS SCORED**

Concours d'Elegance - **CHASSIS REAR** (Liquid-Cooled)  
RESTORATION GROUP

Entrant's Name \_\_\_\_\_ Entry No. \_\_\_\_\_

Co-Entrant's Name \_\_\_\_\_ Entry No. \_\_\_\_\_

Entrants: DO NOT WRITE BELOW DOTTED LINE

Judge \_\_\_\_\_

	Total Points	Originality		Restoration and Presentation	
		Maximum Points	Points Scored	Maximum Points	Points Scored
• Underbody Panels and Fender Wells	10	5.0	_____	5.0	_____
COMMENT					
• Transmission, Drive Line, and Exhaust System	6	3.0	_____	3.0	_____
COMMENT					
• Suspension Members, Backing Plates, Brake Lines, Calipers, Shocks, Hand Brake, Etc.	10	5.0	_____	5.0	_____
COMMENT					
• Inner Surfaces of Wheels and Tires	4	2.0	_____	2.0	_____
COMMENT					
TOTAL	30	15.0	_____	15.0	_____

TOTAL POINTS SCORED



## Concours d'Elegance - **CHASSIS FRONT** (Liquid-Cooled) RESTORATION GROUP

Entrant's Name \_\_\_\_\_ Entry No. \_\_\_\_\_

Co-Entrant's Name \_\_\_\_\_ Entry No. \_\_\_\_\_

Entrants: DO NOT WRITE BELOW DOTTED LINE

Judge \_\_\_\_\_

	Total Points	Originality		Restoration and Presentation	
		Maximum Points	Points Scored	Maximum Points	Points Scored
• Underbody Panels and Fender Wells <div style="text-align: center;">≈ ≈ ≈ ≈</div>	8	4.0	_____	4.0	_____
COMMENT					
• Suspension Members, Backing Plates, Brake Lines, Calipers, Shocks, Etc.	10	5.0	_____	5.0	_____
COMMENT					
• Steering System, and Spring Assemblies	6	3.0	_____	3.0	_____
COMMENT					
• Inner Surfaces of Wheels and Tires	4	2.0	_____	2.0	_____
COMMENT					
• Underside of Engine and Drive Line	7	3.5	_____	3.5	_____
COMMENT					
<b>TOTAL</b>	35	17.5	_____	17.5	_____

**TOTAL POINTS SCORED**

## Concours d'Elegance - Master Score Sheet

### PREPARATION GROUP I & II

### Full Category or Touring Category

GROUP ELIGIBLE \_\_\_\_\_  
 CLASS \_\_\_\_\_  
 CLASS POSITION \_\_\_\_\_

Entrant's Name \_\_\_\_\_ Entry No. \_\_\_\_\_

Co-Entrant's Name \_\_\_\_\_ Entry No. \_\_\_\_\_

Region(s) \_\_\_\_\_

Year \_\_\_\_\_ Model \_\_\_\_\_ Body Style \_\_\_\_\_ Paint Color \_\_\_\_\_

Transportation of car to Parade (*Check one*):

☐ Shipped/trailerred (*any manner*)

☐ Driven from (*List City & State if driven*) \_\_\_\_\_

Entrants: DO NOT WRITE BELOW DOTTED LINE

.....

Divisions  
 Contemporary I and II

JUDGING RESULTS	MAX POINTS	POINTS SCORED
1. Exterior	70	_____
2. Interior	70	_____
3. Engine Compartment <b>N/A in Group II</b>	55 (0)	_____
4. Storage Compartment(s)	40	_____
5. Chassis (Front) N/A if Touring Category	30 (0)	_____
6. Chassis (Rear) N/A if Touring Category	35 (0)	_____
Raw Concours Score	300 (235)	_____

Total Concours Score **(Group I)** 300 (235)  
**(Group II)** 245 (180)

## Concours d'Elegance - INTERIOR PREPARATION GROUP I & II

Entrant's Name \_\_\_\_\_ Entry No. \_\_\_\_\_

Co-Entrant's Name \_\_\_\_\_ Entry No. \_\_\_\_\_

Entrants: DO NOT WRITE BELOW DOTTED LINE

.....

Judge \_\_\_\_\_

	Total Points	Points Scored
• Seats, Mechanism of Seats and Belts	14	_____
COMMENT _____		
• Carpeting and Floor Covering (Includes Surface under Floor Mats, Pedal Cluster)	15	_____
COMMENT _____		
• Underside of Roof, e.g. Headliner, Underside of Convertible Top (If Not Applicable, Add Points to Carpeting and Floor Covering)	6	_____
COMMENT _____		
• Dashboard, Steering Wheel, Instruments, Underside of Dash down to Floor, Console & Luggage Covers, As Applicable	10	_____
COMMENT _____		
• Inside of Fender Well Housings, and Surrounding Area, Handles, Seals, Vents and Other Included Components, Hinges (and Battery, As Applicable)	10	_____
COMMENT _____		
• Upholstery of Doors and Side Panels	6	_____
COMMENT _____		
• Door and Dashboard Compartments/ Pockets, Parcel Shelf, As Applicable	4	_____
COMMENT _____		
• Inner Surfaces of All Glass	5	_____
COMMENT _____		

TOTAL 70 \_\_\_\_\_

**TOTAL POINTS SCORED**

Concours d'Elegance - **EXTERIOR**  
PREPARATION GROUP I & II

Entrant's Name
Entry No.

Co-Entrant's Name
Entry No.

Entrants: DO NOT WRITE BELOW DOTTED LINE

Judge

	Total Points	Points Scored
<div>Coachwork (Shape and Fit)</div> <div>COMMENTS</div> <div> <div></div> <div></div> <div></div> <div></div> <div></div> <div></div> <div></div> <div></div> </div>	10	
<div>Exterior Surfaces (Including Paint &amp; Conv. Tops - Excluding Items Listed Below)</div> <div>COMMENTS</div>	30	
<div>Outer Surfaces of Glass, Lights</div> <div>COMMENTS</div>	10	
<div>Metal Trim (If Not Applicable, Add Points to Exterior Surfaces)</div> <div>COMMENTS</div>	7	
<div>Rubber Trim Bumpers (If Not Applicable, Add Points to Exterior Surfaces)</div> <div>COMMENTS</div>	7	
<div>Wheels, Tires (If Not Applicable, Add Points to Exterior Surfaces)</div> <div>COMMENTS</div>	6	
TOTAL		70
TOTAL POINTS SCORED		

## Concours d'Elegance - **STORAGE COMPARTMENT(S)** PREPARATION GROUP I & II

Entrant's Name \_\_\_\_\_ Entry No. \_\_\_\_\_

Co-Entrant's Name \_\_\_\_\_ Entry No. \_\_\_\_\_

Entrants: DO NOT WRITE BELOW DOTTED LINE

.....

Judge \_\_\_\_\_

	Total Points	Points Scored
• Storage Compartment(s) (Includes Paint and Side Covering)	7	_____

COMMENTS

• Underside of Trunk Lid(s) (Including Latches, Hinges, and Rubber Molding)	10	_____
---	----	-------

COMMENTS

• Floor Covering, Following As Applicable: Fuel Tank, Fuel Filler, Windshield Washer Reservoir, Battery, Fuse/Relay Panel, Other included components	12	_____
--	----	-------

COMMENTS

• Tools (If Not Applicable, Add Points to Storage Compartment)	6	_____
--	---	-------

COMMENTS

• Jack, Spare, and Restraints (If Not Applicable, Add Points to Storage Compartment)	5	_____
--	---	-------

COMMENTS

TOTAL 40 \_\_\_\_\_

**TOTAL POINTS SCORED**



## Concours d'Elegance - **ENGINE COMPARTMENT** PREPARATION GROUP I

Entrant's Name \_\_\_\_\_ Entry No. \_\_\_\_\_

Co-Entrant's Name \_\_\_\_\_ Entry No. \_\_\_\_\_

Entrants: DO NOT WRITE BELOW DOTTED LINE

Judge \_\_\_\_\_

**Engine not judged in  
Preparation Group II**

	Total Points	Points Scored
• Engine	25	_____
COMMENTS		
• Sheet Metal	10	_____
COMMENTS		
• Engine Compartment (Paint and Side Covering)	5	_____
COMMENTS		
• Underside of Engine Compartment Lid	5	_____
COMMENTS		
• Alternator (Generator), Pulleys/Belts	5	_____
COMMENTS		
• Wiring and Other Electrical Components (and Battery, As Applicable)	5	_____
COMMENTS		
TOTAL	55	_____
<b>TOTAL POINTS SCORED</b>		<div style="border: 1px solid black; width: 100px; height: 40px; margin: 0 auto;"></div>

## Concours d'Elegance - **CHASSIS FRONT** PREPARATION GROUP I & II

**Entrant's Name** \_\_\_\_\_ **Entry No.** \_\_\_\_\_

**Co-Entrant's Name** \_\_\_\_\_ **Entry No.** \_\_\_\_\_

**Entrants: DO NOT WRITE BELOW DOTTED LINE**

Judge \_\_\_\_\_

Total Points	Points Scored
100	80

- Underbody Panels and Fender Wells

## COMMENTS



8

---

- Suspension Members, Backing Plates, Brake Lines, Calipers, Shocks, Etc.

## COMMENTS

10

---

- Steering System, Following As Applicable: Underside of Engine and Drive Line, Underside of Fuel Tank, Oil Cooler, A/C, and Other Included Components

COMMENTS

8

---

- Inner Surfaces of Wheels and Tires

COMMENTS

4

---

TOTAL 30

---

**TOTAL POINTS SCORED**

## Concours d'Elegance - **CHASSIS REAR** PREPARATION GROUP I & II






Entrant's Name \_\_\_\_\_ Entry No. \_\_\_\_\_

Co-Entrant's Name \_\_\_\_\_ Entry No. \_\_\_\_\_

Entrants: DO NOT WRITE BELOW DOTTED LINE

.....

Judge \_\_\_\_\_

	Total Points	Points Scored
• Underbody Panels and Fender Wells	8	_____
COMMENT     		
• Drive Line, Exhaust System, Following as Applicable: Underside of Transaxle & Attachments, Underside of Engine and Attachments	10	_____
COMMENT		
• Suspension Members, Backing Plates, Brake Lines, Calipers, Shocks, Etc.	10	_____
COMMENT		
• Hand Brake, Cables and their Retaining Straps	3	_____
COMMENT		
• Inner Surfaces of Wheels and Tires	4	_____
COMMENT		
TOTAL	35	_____

**TOTAL POINTS SCORED**

**Concours d'Elegance - Master Score Sheet**  
**PREPARATION GROUP**  
**Street Category**

GROUP ELIGIBLE \_\_\_\_\_  
 CLASS \_\_\_\_\_  
 CLASS POSITION \_\_\_\_\_

Entrant's Name \_\_\_\_\_ Entry No. \_\_\_\_\_

Co-Entrant's Name \_\_\_\_\_ Entry No. \_\_\_\_\_

Region(s) \_\_\_\_\_

Year \_\_\_\_\_ Model \_\_\_\_\_ Body Style \_\_\_\_\_ Paint Color \_\_\_\_\_

Transportation of car to Parade (*Check one*):

☐ Shipped/trailerred (*any manner*)

☐ Driven from (*List City & State if driven*) \_\_\_\_\_

**Entrants: DO NOT WRITE BELOW DOTTED LINE**

.....

Street Category

JUDGING RESULTS	MAX POINTS	POINTS SCORED
1. Exterior	70	_____
2. Interior	70	_____

Total Concours Score

140 (235) plus Bonus Points

## Concours d'Elegance - INTERIOR PREPARATION GROUP Street Category

Entrant's Name \_\_\_\_\_ Entry No. \_\_\_\_\_

Co-Entrant's Name \_\_\_\_\_ Entry No. \_\_\_\_\_

Entrants: DO NOT WRITE BELOW DOTTED LINE

Judge \_\_\_\_\_

JUDGING RESULTS	MAX POINTS	POINTS SCORED
<ul style="list-style-type: none"> <li>• Seats, Mechanism of Seats and Belts COMMENTS</li> </ul>	14	_____
<ul style="list-style-type: none"> <li>• Carpeting and Floor Covering (Includes Surface under Floor Mats, Pedal Cluster) COMMENTS</li> </ul>	15	_____
<ul style="list-style-type: none"> <li>• Underside of Roof, e.g. Headliner, Underside of Convertible Top (If Not Applicable, Add Points to Carpeting and Floor Covering) COMMENTS</li> </ul>	6	_____
<ul style="list-style-type: none"> <li>• Dashboard, Steering Wheel, Instruments, Underside of Dash down to Floor, Console &amp; Luggage Covers, As Applicable COMMENTS</li> </ul>	10	_____
<ul style="list-style-type: none"> <li>• Inside of Fender Well Housings, and Surrounding Area, Handles, Seals, Vents and Other Included Components, Hinges (and Battery, As Applicable) COMMENTS</li> </ul>	10	_____
<ul style="list-style-type: none"> <li>• Upholstery of Doors and Side Panels COMMENTS</li> </ul>	6	_____
<ul style="list-style-type: none"> <li>• Door and Dashboard Compartments/ Pockets, Parcel Shelf, As Applicable COMMENT</li> </ul>	4	_____
<ul style="list-style-type: none"> <li>• Inner Surfaces of All Glass COMMENTS</li> </ul>	5	_____

TOTAL 70 \_\_\_\_\_

**TOTAL POINTS SCORED**



## Concours d'Elegance - **EXTERIOR** PREPARATION GROUP Street Category

Entrant's Name \_\_\_\_\_ Entry No. \_\_\_\_\_

Co-Entrant's Name \_\_\_\_\_ Entry No. \_\_\_\_\_

Entrants: DO NOT WRITE BELOW DOTTED LINE

Judge \_\_\_\_\_

JUDGING RESULTS	MAX POINTS	POINTS SCORED
1. Coachwork (Shape and Fit) COMMENTS	10	_____
2. Exterior Surfaces (Including Paint & Conv. Tops – Excluding Items Listed Below) COMMENTS	25	_____
3. Outer Surfaces of Glass, Lights COMMENTS	10	_____
4. Metal Trim (If Not Applicable, Add points to Exterior Surfaces) COMMENTS	7	_____
5. Rubber Trim (If Not Applicable, Add points to Exterior Surfaces) COMMENTS	7	_____
6. Bumpers (If Not Applicable, Add points to Exterior Surfaces) COMMENTS	6	_____
7. Hubcaps/Outer Surfaces of Wheels and Tires COMMENTS	5	_____

TOTAL 70 \_\_\_\_\_

**TOTAL POINTS SCORED**

## APPENDIX V

# Autocross Modification Allowed List (Summary)

## SAFETY EQUIPMENT

	A-2.5.3.	A-2.5.3.	A-2.5.3.	A-2.5.3.
--	----------	----------	----------	----------

## ENGINE

Air Cleaner	NCA	A-2.5.5.1.(a)	F	F
Ignition	NCA	A-2.5.5.1.(b)	A-2.5.6.1.(b)	F
Carburetors	NCA	A-2.5.5.1.(c)	A-2.5.6.1.(e)	F
Fuel Injection/Management	NCA	A-2.5.5.1.(d)	A-2.5.6.1.(e)	F
Wet/Dry Sumps	NCA	A-2.5.5.1.(e)	A-2.5.6.1.(j)	F
Oil Cooler/Filter	NCA	A-2.5.5.1.(f)	F	F
Roller Bearing Cranks	NCA	A-2.5.5.1.(g)	F	F
Balancing	NCA	A-2.5.5.1.(h)	F	F
Camshafts	NCA	A-2.5.5.1.(i)	F	F
Exhaust System/Headers	NCA	A-2.5.5.1.(j)	F	F
Air Conditioning	NCA	A-2.5.5.1.(k)	F	F
Overbore	NCA	A-2.5.5.1.(l)	F	F
Gasoline	A-2.5.5.1.(m)	A-2.5.5.1.(m)	A-2.5.6.1.(c)	F
Clutch	NCA	A-2.5.5.1.(n)	F	F
Velocity Stacks	NCA	A-2.5.5.1.(o)	F	F
Compression Ratio	NCA	A-2.5.5.1.(p)	A-2.5.6.1.(f)	F
Fuel Pump	NCA	A-2.5.5.1.(q)	F	F
Chain Tensioners	NCA	A-2.5.5.1.(r)	F	F
Battery	NCA	A-2.5.5.1.(s)	F	F
Engine Substitution	NCA	NCA	A-2.5.6.1.(d)	F
Internal Engine Components	NCA	A-2.5.5.1.(h)	F	F
Intake System	NCA	NCA	A-2.5.6.1.(i)	F
Mufflers	NCA	A-2.5.5.1.(j)	A-2.5.6.1.(a)	F
Battery Location	NCA	A-2.5.5.1.(s)	A-2.5.6.1.(h)	F
Displacement	NCA	A-2.5.5.1.(l)	F	F
Factory Option X50 (Engine Power)	F	F	F	F
Factory Option X51 (Engine Power)	F	F	F	F
Factory Option GT2/GT3	F	F	F	F
Factory Option X53 (Cayenne Power)	F	F	F	F
Factory Option 640 (Sport Chrono +)	F	F	F	F
Nitrous Oxide Systems	NCA	NCA	NCA	NCA

## SUSPENSION

Suspension Adjustments	A-2.5.4.	A-2.5.5.2.(a)	F	F
Alignment	A-2.5.4.	A-2.5.5.2.(b)	F	F

# SUSPENSION (continued)

Coil Springs	NCA	A-2.5.5.2.(c)	F	F
Torsion Bars	NCA	A-2.5.5.2.(c)	F	F
Shock Absorbers	NCA	A-2.5.5.2.(d)	A-2.5.6.2.(a)	F
Adjustable Spring Perches	NCA	A-2.5.5.2.(e)	F	F
Sway Bars	NCA	A-2.5.5.2.(f)	F	F
Rear Camber Compensation (356 Only)	NCA	A-2.5.5.2.(g)	F	F
Bushings	NCA	A-2.5.5.2.(h)	F	F
Shock Tower Brace	NCA	A-2.5.5.2.(i)	F	F
Spring Plates	NCA	A-2.5.5.2.(j)	F	F
Tie Rod Ends	NCA	A-2.5.5.2.(k)	F	F
Hydro-pneumatic Suspension	NCA	A-2.5.5.2.(l)	F	F
A-arms (924/944/968)	NCA	A-2.5.5.2.(m)	F	F
Raised Spindles	NCA	NCA	A-2.5.6.2.(c)	F
Suspension Mounts	NCA	NCA	A-2.5.6.2.(d)	F
Camber Plates	NCA	NCA	A-2.5.6.2.(b)	F

# BRAKE/WHEEL/TIRE

Tires	A-2.5.4.	A-2.5.5.3.(a)	A-2.5.6.3.(b)	F
Track Width	NCA	A-2.5.5.3.(b)	A-2.5.6.3.(c)	F
Brakes	NCA	A-2.5.5.3.(c)	A-2.5.6.3.(a)	F
Increased Rim Width	NCA	A-2.5.5.3.(d)	A-2.5.6.3.(d)	F
Wheel Diameter	NCA	A-2.5.5.3.(e)	A-2.5.6.3.(e)	F
Spare Tire	A-2.5.4.	A-2.5.5.3.(f)	F	F

# CHASSIS/BODY/INTERIOR

Fenders	NCA	A-2.5.5.4.(a)	A-2.5.6.4.(f)	
A-2.5.7.4.(c)				
Interior	A-2.5.4.	A-2.5.5.4.(b)	A-2.5.6.4.(d)	F
Steering Wheel	NCA	A-2.5.5.4.(b)	F	F
Roll Bars/Cages	NCA	A-2.5.5.4.(c)	A-2.5.6.4.(a)	
A-2.5.7.4.(b)				
Spoilers	NCA	A-2.5.5.4.(d)	A-2.5.6.4.(b)	F
Air Dams	NCA	A-2.5.5.4.(e)	A-2.5.6.4.(c)	F
Seam Reinforcement (914)	NCA	A-2.5.5.4.(f)	F	F
Bumpers	NCA	A-2.5.5.4.(g)	A-2.5.6.4.(e)	F
Weight	NCA	A-2.5.5.4.(h)	A-2.5.6.4.(h)	F
Bolt-on Windshields	NCA	A-2.5.5.4.(i)	F	F
Bodywork	NCA	NCA	A-2.5.6.4.(e)	
A-2.5.7.4.(c)				
Fuel Tanks	NCA	NCA	A-2.5.6.4.(g)	F
Jack/Tools/Owners Manuals	A-2.5.4.	A-2.5.5.4.(j)	F	F

# TRANSMISSION

Limited Slip	NCA	A-2.5.5.5.(a)	A-2.5.6.5.(c)	F
Gear Shift Linkages	NCA	A-2.5.5.5.(b)	F	F
Gear Ratios	NCA	NCA	A-2.5.6.5.(b)	F

## APPENDIX VI

## Specifications

There is a constantly increasing number of options available from the factory as original equipment. If competing automobile has an option as original equipment that is not included in APPENDIX VI; SPECIFICATIONS, the competitor must be able to provide supporting documentation in the case of a protest.

The following tables provide major specifications by series. Also see Section A-2.5.2. "Update/Backdate Modifications".

## TRACK SPECIFICATIONS

		(Millimeters)				(Millimeters)	
Vehicle Type		Front	Rear	Vehicle Type		Front	Rear
356,		1290	1250	2012-On 911 Carrera, Carrera CAB (991)		1532	1518
356A, 356B, 356C,		1306	1272	2012-On 911 Carrera S,			
1966 911 and 912,		1337	1317	Carrera S CAB (991)		1538	1516
1967 911, 911S and 912		1353	1325	2013-On 911 Carrera 4,			
1968 911, 911L, 911S, and 912		1367	1339	Carrera 4 CAB (991)		1532	1518
1969-71 911T, 911E, and 911S, 1969 912		1374	1355	2013-On 911 Carrera 4S,			
1972-74 911T, 911E, 911S, 911 Carrera		1372	1380	Carrera 4S CAB (991)		1538	1516
1975 911, 911s, 911 Carrera		1398	1380	2014-On 911 Turbo (991)		1542	1539
1976 912E		1360	1330	2014-On 911 TurboS, (991)		1539	1590
1976-77 911		1369	1354	2014-On 911 GT3 (991)		1549	1575
1978-82 911SC		1361	1367	2016-On 911 GT3RS 4.0 (991)			
2016-On 911 GT3RS 4.0 (991)				2014-On 911 Targa (991)		1532	1552
1983 911SC		1369	1380	2014-On 911 TargaS (991)		1539	1560
1984-88 911 Carrera		1372	1380	2015-On 911 Carrera GTS (991)		1539	1560
1989 911 Carrera		1372	1405	2015-On 911 Carrera GTS 4 (991)		1549	1575
1989-94 911 Carrera 2, 1990-1994 C4		1379	1374	2014 911 50th Anniv. Edition (991)		1537	1560
1995-98 911 Carrera (993)		1405	1444	1986-87 911 Turbo		1432	1501
1995-98 911 Carrera 4, 1998 C2S (993)		1405	1474	1988-89 & 91-92 911 Turbo		1432	1492
1999-01 911 Carrera (996)		1455	1500	1994 911 turbo		1442	1488
2002-04 911 Carrera (996)		1465	1500	1996 911 Twin Turbo		1411	1504
2004-05 911 Carrera (996-GT3)		1488	1500	2001-06 911 Turbo		1466	1523
2005-07 911 Carrera, Carrera S (997)		1486	1516	2002-05 911 Turbo (GT2)		1488	1524
2008-10 911 Carrera, Carrera S (997)		1486	1534	2007 on 911 Turbo, Turbo S		1490	1548
or		1486	1516	2008 911 Turbo (GT2)		1515	1550
or		1490	1516	914/4		1343	1383
2006-2012 911 C4/C4S/T4/T4S (997)		1488	1548	914/6		1356	1381
2007-2011 (997GT3)		1497	1524	1977-79 924		1418	1372
2008 911 Carrera (GT3RS)		1497	1558	1980 924 and 924 Turbo		1420	1372
2010-12 911 Carrera				1980 924 and 924 Turbo With Sport Kit		1420	1392
(GT3RS)(GT3RS4.0)(997)		1509	1554	1981-82 924		1418	1372
2011-12 911 Carrera (997)		1486	1530	1981 924Turbo		1420	1375
2011-12 911 Carrera S (997)		1486	1516	1981 9243 Turbo With Optional M Pkg		1420	1394
2011-12 911 Turbo (GT2RS)		1509	1554	1982 924 Turbo		1418	1394
2011-12 911 GTS, GTS CAB, SPEEDSTER		1488	1548	1987-88 924S		1418	1393

Vehicle Type	(Millimeters)	
	Front	Rear
1978-82 928 (Includes Optional,	1552	1530
1983 928	1549	1521
or	1549	1563
1987-91 928S4	1551	1546
1990 928GT	1562	1564
1991 928GT	1551	1546
1992-93 928GTS	1551	1615
1976-77 930	1438	1511
1978-80 930	1432	1501
1981-83 944	1477	1451
1984-89 944	1477	1451
or	1477	1476
1987-88 944S, 1989-91 944S2	1477	1451
1986-88 944 Turbo	1477	1451
or	1477	1442
1989 944 Turbo	1457	1451
1992-95 968	1473	1451
1997-99 Boxster (986)	1465	1524
or	1455	1508
2000-04 Boxster, Boxster S (986)	1460	1523
2005-07 Boxster (987)	1486	1534
2005-07 Boxster S (987)	1486	1528
2008-11 Boxster (987)	1490	1534
or	1486	1528
or	1486	1522
2008-11 Boxster S (987)	1486	1528
or	1486	1522
2012-On Boxster (981)	1524	1524
2012-On Boxster S (981)	1549	1498
2016-On Boxster Spyder (981)	1525	1498
2007 Cayman	1490	1534
2008-12 Cayman	1490	1534
or	1486	1528
or	1486	1522
2006-07 Cayman S	1486	1528
2008-12 Cayman S	1486	1528
Cayman R & Boxster Spyder (987)	1430	1530
2014 Cayman	1527	1537
2014 Cayman S	1527	1539
2016-On Cayman GT4 (981)	1527	1539
2015 Boxster GTS & Cayman GTS	1527	1539
2004-2007 Cayenne	1655	1670
2003-2007 Cayenne S, Cayene Turbo	1647	1662
or	1641	1656
2008-10 Cayenne	1655	1670
or	1647	1662
or	1641	1656
or	1641	1666

Vehicle Type	(Millimeters)	
	Front	Rear
or	1661	1676
or	1661	1686
2008-10 Cayenne S, Turbo, Turbo S	1647	1662
or	1641	1656
or	1641	1666
or	1661	1676
or	1661	1686
2008-10 Cayenne GTS, Transsiberia	1659	1682
or	1641	1662
or	1641	1672
or	1645	1669
or	1659	1692
2011 on Cayenne, S, Turbo	1655	1669
or	1643	1657
2012 on Cayenne S Hybrid, TurboS	1643	1657
2012 Cayenne Diesel	1655	1669
2013 on Cayenne Diesel, GTS, Turbo	1655	1669
2010 PanameraS, 4S, Turbo	1668	1662
or	1665	1646
or	1646	1632
2011-2013 Panamera, 4, S, 4S, S Hybrid	1658	1661.6
2011-2013 Panamera Turbo, Turbo S, GTS	1656	1645.8
2014-On Panamera, 4, 4S, S E Hybrid	1658	1662
2014-On Panamera GTS, Turbo	1655	1669
2014-On Panamera 4S Executive	1655	1646
2014-On Panamera Turbo,		
TurboS, Executive	1646	1646
2015 MacanS, Turbo	1655	1651
Carrera GT	1612	1587
2015 918 Spyder	1664	1613



**WHEELBASE SPECIFICATIONS**

Vehicle Type	(Millimeters) Wheelbase
356, All	2100
911, 912 through 1968	2211
911, 1969-71	2268
911, 1972-1998	2272
911 Turbo 1986-89, 1991-1992, 1994, 1996	2272
912, 1969	2268
912E, 1976	2272
914/4, 914/6, All	2450
924, 944, 968, All	2400
928, All	2500
930/911 Turbo, All	2272
996 Turbo (GT2)	2355
996, 1999-2005	2350
996, 2004-05 (GT3)	2355
997, 2005-On (including Turbo)	2350
997 GT3, RS 2007-2013	2355
991 GT3 2014-On Turbo, TurboS	2451
991 Carrera 2014-On, All	2450
991 Carrera GTS, GTS 4	2450
986, 987 Boxster, Boxster S, Spyder, All	2415
981 Boxster, Boxster S, GTS	2474
981 Boxster Spyder 2016-On	2415
987 Cayman, Cayman S, Cayman R	2415
981 Cayman, Cayman S, GTS	2474
981 Cayman GT4 2016-On	
9PA Cayenne, All thru 2010	2855
2011-On Cayenne, All	2895
2010 Panamera, All	2950
2011-On Panamera-all except Exec.	2920
2014 Panamera Exec, All	3070
2015 Macan, All	2807
Carrera GT	2730
918 Spyder	2731

**WEIGHT SPECIFICATIONS**

WEIGHTS ARE LISTED ONLY FOR THE LIGHTEST MODEL IN A SERIES

Vehicle type	Weight Kg. Pd.	
356 Coupe and Cabriolet	830	1843
356/356A Speedster	760	1688
356A Coupe, Cabriolet and Hardtop	850	1887
356A Carrera Deluxe Coupe, Cabriolet, hardtop	930	2065
356A GT Carrera Coupe	870	1932
356B Coupe, Cabriolet and Hardtop	900	1998
356B Roadster	870	1932
356B9T6) Coupe, Cabriolet, Hardtop	935	2076
356B/356C GT Carrera Coupe	845	1876
356C	925	2054
911, Through 1968	1080	2398
911, 1969-1971	1020	2265
911T, 1972-1973	1050	2331
911E/S/Carrera, 1972-1974	1075	2387
911S/Carrera, 1975	1100	2443
911, 1976-1977	1120	2487
911SC, 1978-1979	1160	2576
911SC, 1980-1983	1250	2776
911 Carrera, 1984-89	1250	2776
911 Carrera 2, 1990-94	1375	3053
911 Carrera 4, 1989-94	1475	3275
911 Carrera, 1995-98	1390	3086
911 Carrera 4, 1995-98	1440	3197
911 Carrera (996), 1999-2001	1320	2931
911 Carrera (996), 2002-On	1345	2987
911 Carrera (996-GT3), 2004-05	1380	3064
911 Carrera (997-GT3) 2007-2011	1395	3098
911 Carrera (997-GT3RS) 2007-2010	1375	3053
911 Carrera (997-GT3RS) 2011	1370	3042
911 Carrera (997), 2005-08	1395	3098
911 Carrera (997), 2009-2012	1415	3142
911 Turbo, 1986-89	1350	2998
911 Turbo, 1991-92	1485	3297
911 Turbo, 1994	1470	3264
911 Twin Turbo, 1996	1500	3331
911 Turbo, 2001-06	1540	3420
911 Turbo, 2007-08	1585	3519
911 Turbo, 2009	1574	3495
911 Turbo, 2002-05 (GT2)	1420	3153
911 Turbo, 2008 (GT2)	1515	3364
911 Turbo 2011 (GT2RS)	1385	3075
911 Turbo, 2010-2013	1560	3464
911 Turbo S, 2011	1645	3653
911 GT3 RS 2011	1370	3042
911 GT3 RS 4.0 2012	1360	3020

Vehicle type	Weight		Vehicle type	Weight	
	Pd.	Kg.		Pd.	Kg.
911 GT3 3.8 2014-	1420	3153	987 Cayman 2009	1320	2931
911 Turbo, TurboS 2014-	1583	3515	987 Cayman S 2009	1340	2975
911 GT3RS 4.0 2016-On	1420	3131	987 Cayman 2010-12	1330	2953
911 GTS 2011-12	1410	3131	987 Cayman S 2010-12	1350	2998
911 SPEEDSTER 2011	1529	3395	987 Cayman R	1295	2875
911 Carrera 2012-On (991)	1380	3064	981 Cayman 2014-On	1385	3075
912, 1965-1968	970	2154	981 Cayman S 2014-On	1395	3098
912, 1969	948	2105	981 Cayman GTS & Boxster GTS 2015	1345	2965
912e, 1976	1086	2411	981 Cayman GT4 2016-On	1340	2955
914/4, 1970-72	900	1998	Cayenne 2004-10	2160	4796
914/4, 1973-74	970	2154	Cayenne GTS, S, Transyberia 2004-10	2225	4941
914/4, 1975-76	1000	2220	Cayenne Turbo, Turbo S 2004-10	2355	5229
914/6, All	940	2087	Cayenne 2011-On	1995	4430
924, 1977-1982	1190	2642	Cayenne S 2011-On	2065	4585
924 Turbo (931), 1980-1982	1280	2842	Cayenne S Hybrid 2011-On	2240	4974
924S, 1987-1988	1240	2753	Cayenne Turbo, TyrboS 2011-On	2170	4818
928, 1978	1490	3308	Cayenne Diesel 2013 -On	2085	4630
928, 1979-86	1520	3375	Cayenne GTS 2013-On	2070	4596
928, 1987-91	1580	3508	Panamera- 2010 -2013	1760	3908
928, 1992-On	1618	3593	Panamera 4 - 2010 -2013	1820	4041
930 Turbo, 1976-77	1195	2653	Panamera S - 2010 -2013	1800	3997
930 Turbo, 1978-80	1295	2875	Panamera S Hybrid- 2010 -2013	1787	3968
944, 1982-87	1260	2798	Panamera 4S- 2010 -2013	1847	4101
944, 1988	1290	2864	Panamera Turbo, Turbo S- 2010 -2013	1970	4374
944, 1989	1300	2887	Panamera GTS- 2010 -2013	1920	4263
944S, 1987-88	1300	2887	Panamera, 4, S, 4S 2014	1770	3930
944S2, 1989	1310	2909	Panamera 4S Exec, GTS, Turbo,		
944S2, 1990-91	1360	3020	TurboS Exec. 2014	1925	4274
944 Turbo, 1986	1315	2920	Panamera S E-Hybrid 2014	2080	4619
944 Turbo, 1987-89	1360	3020	Macan S	1852	4112
968 1992-95	1400	3109	Macan Turbo	1911	4243
986 Boxster 1997-04	1260	2798	Carrera GT	1379	3062
986 Boxster S 2000-04	1295	2875	918 Spyder	1673	3715
987 Boxster 2005-07	1295	2875			
987 Boxster S 2005-07	1345	2987			
987 Boxster 2008	1305	2898			
987 Boxster S 2008	1355	3009			
987 Boxster 2009	1335	2964			
987 Boxster S 2009	1345	2987			
987 Boxster 2010-12	1335	2964			
987 Boxster S 2010-12	1355	3009			
987 Boxster Spyder 2010-12	1275	2831			
981 Boxster 2013-On	1310	2888			
981 Boxster S 2013-On	1320	2910			
981 Boxster Spyder 2016-On	2016	2899			
987 Cayman 2007	1300	2887			
987 Cayman S 2006-07	1340	2975			
987 Cayman 2008	1300	2887			
987 Cayman S 2008	1355	3009			

**TIRE AND RIM SPECIFICATIONS**

DUE A CONSTANTLY INCREASING NUMBER OF OPTIONAL WHEEL & TIRE COMBINATIONS AVAILABLE FROM THE FACTORY AS ORIGINAL EQUIPMENT, AND YOUR CAR HAS A WHEEL/TIRE OPTION AS ORIGINAL EQUIPMENT THAT IS NOT ON THIS LIST, PLEASE BE ABLE TO PROVIDE DOCUMENTATION IN CASE OF A PROTEST.

Vehicle Type	Standard Tire/Rim Code	Optional Tire/Rim Code	Vehicle Type	Standard Tire/Rim Code	Optional Tire/Rim Code
356, All	25		911 Carrera (997/997S) 2008	61	62,69
356A, All	4	6	911 Carrera (997C4/C4S/T4/T4S) 2008	70	71,69
356B, All	8		911 Carrera (997/997S) 2009-10	76	62, 77
356C, All	5		911 Carrera (997C4/C4S/T4/T4S)		
356SC, All	10		2009-10 On	70	71, 77
911, through 1967	10		911 Carrera (997) 2011-12	76	62,86
911S, through 1967	11		911 Carrera S (997) 2011-12	62	77
911, 911L, 1968	13		911 Carrera 4, T4, C4S, T4S		
911S, 1968	14		(997) 2011-12	70	71,77,62
911T, 1969-1971	13	16, 2	911 Carrera (997 GT3) 2011-12	87	89
911E, 1969-1971	16	14, 2	911 Carrera (997 GT3 RS) 2011-12	88	88, 89
911S, 1969-1973	16		911 Carrera (997)-GT3RS 4.0) 2012	88	
911T, 1972-1974	13	16, 2	911 GT2 RS 2011	88	89
911E, 1972-01973	16	14	911 GT3RS 4.0 (991)	88	107
911 Carrera, 1973	20		911 GTS, GTS Cabriolet 2011-13	77	
911, 1974	13	16	911 Speedster 2011	77	
911 Carrera, 1974	20	18, 21, 22	911 Turbo, 1986-1989	34	
911, 1975	15	16	911 Turbo, 1991-1992	42	
911S, 1975-76	16		911 Turbo, 1994	45	
911 Carrera, 1975	20	20	911 Twin Turbo, 1996	47	
911S, 1977	16	17, 18,	911 Turbo, 2001-06	57	
		20,22,26	911 Turbo, 2007-08	66	
911SC, 1978-1983	20	22, 26	911 Turbo, 2009-10	69	
911 Carrera, 1984-86	20	26, 22, 27	911 Turbo, Turbo S 2011-13	66	70, 89
911 Carrera, 1987	22	26	911 Turbo, (GT2) , 2002-05	65	
911 Carrera, 1988	38	26	911 Turbo, (GT2) , 2008	73	
911 Carrera, 1989	39		911 Carrera, Carrera S (991) 2012	97	98, 101
911 Carrera 2, 1990-1991	39		911 Carrera 4, 4S (991) 2013	105	102,106
911 Carrera 2 Carrera 4, 1992-1994	39	44	911 Carrera Turbo (991) 2014-On	106	
911 Carrera 4, 1989-91	39		911 Carrera TurboS, Carrera GTS		
911 Carrera (993), 1995-97	46	42	(991) 2014-On	102	
911 Carrera (993C4), 1996-1997	45		911 Carrera 50th Anniv. (991) 2014	103	102
911 Carrera (993C4S), 1996-98	47		911 GT3 (991) 2014-On	103	
911 Carrera (993C2S), 1998	42	45	911 Carrera Targa 4 (991) 2014-On	105	
911 Carrera (993C4), 1995-98	42		911 Carrera Targa 4S (991) 2014-On	106	
911 Carrera (996), 1999-2001	42	51	911 Carrera GTS, GTS 4 2015	106	
911 Carrera (996), 2002-On	42	47	912, through 1967	10	
911 Carrera (996C4S), 2002-05	57		912, 1968	13	
911 Carrera (996-GT3), 2004-05	64		912, 1969	13	16, 2
911 Carrera (997-GT3) 2007-10	67		912e, 1976	15	13, 2
911 Carrera (997-GT3RS) 2007-2009	67		914/4, 1970-73	10	13
911 Carrera (997-GT3RS) 2010	85		914/4, 1974-76	13	
911 Carrera (997, 997S) 2005-07	61	62	914/6, All	13	2
911 Carrera (997C4, 997C4S), 2006-0761		62	924, 1977-1982	1	3, 16

## 2020 Parade Competition Rules

Vehicle Type	Standard Tire/Rim Code	Optional Tire/Rim Code
924 Turbo (931), 1980-1982	16	32
924S, 1987-1988	37	29, 32
928, 1978-1982	28	29
928, 1982-1986	28	
928, 1987-1989	35	36
928, 1990	35, 41	
928, 1991	41	
928, 1992-95	43	
930 Turbo, 1976	24	22
930 Turbo, 1977	27	22
930 Turbo, 1978-1980	27	
944, 1982-1983	29	30, 31
944, 1984-1986	29	30, 33
944, 1987-1989	29	27
944S, 1987-1988	29	27
944S2, 1989 and 1991	27	
944S2, 1990	27	41
944 Turbo, 1986-1988	27	36
944 Turbo, 1989	40	
944 Turbo S 1988	40	
968 1992-1995 and On	27	43
986 Boxster 1997-1999	26	49
986 Boxster 2000-2004	26	49,52
986 BoxsterS, 2000-2004	49	52
987 Boxster, 2005-08	58	59, 60
987 BoxsterS, 2005-08	59	60
987 Boxster, 2009	78	59,72
987 BoxsterS, 2009	59	72
987 Boxster, 2010	58	72,82,83
987 BoxsterS, 2010	59	72,83
987 Boxster Spyder	90	
987 Boxster 2011-12	78	59,62,84
987 Boxster S 2011-12	59	82,84
981 Boxster 2013-On	99	100,101
981 Boxster S 2013-On	100	101
981 Boxster GTS 2015	104	
981 Boxster Spyder 2016-On	110	
Cayman, 2007-08	58	59,60,61,62
Cayman, 2009	78	59,72
Cayman S, 2006-08	59	60, 61
CaymanS, 2009	59	72
Cayman, 2010	82	59,83,84
CaymanS,2010	59	83,84
Cayman 2011-12	82	78,59,84,90,58,91
Cayman S 2011-12	59	78,84,90,91
Cayman R	90	

Vehicle Type	Standard Tire/Rim Code	Optional Tire/Rim Code
Cayman 2014-On	99	100,101,104
Cayman S 2014-On	99	100,101,104
Cayman GTS 2015	104	100, 101
981 Cayman GT4 2016-On	98	78, 84, 90, 91
Cayenne, 2004-07	56	53, 54, 55
Cayenne S, 2003-07	53	54, 55
Cayenne, Cayenne S, 2008	56	53,54,55,68
Cayenne, 2009-10	56	53,54,55,74,75
Cayenne S, 2009-10, 2010 Transsyberia	53	54,55,74,75
Cayenne GTS, 2009-10	53	54,55,74,75
Cayenne Turbo, 2003-2004	53	54, 55
Cayenne Turbo, 2005-06	54	55
Cayenne Turbo, 2007	53	54, 55
Cayenne Turbo, 2008	53	54, 55, 68
Cayenne Turbo, Turbo S, 2009	54	55, 68, 74
Cayenne, S, GTS, S Hybrid,		
Diesel 2011-2016	53	75,92,94
Cayenne Turbo, Turbo S 2011 On	92	75,93,94
PanameraS, Panamera 4S, 2010-2013	79	80,81
Panamera Turbo, 2010-2013	80	81
Panamera, 4, S, S Hybrid, 4 S,		
2011-2013	79	81, 95, 96
Panamera Turbo, Turbo S,		
GTS 2011-2013	95	81, 96
Panamera, 4, S, 4 S, 2014	79	80,81
Panamera 4S Exec,GTS,Turbo,		
TurboS Exec 2014	80	81
Panamera S E-Hybrid	108	
Macan S, Turbo, Diesel	109	
Carrera GT	63	
918 Spyder	107	
Taycan	111	112

**TIRE AND RIM DEFINITIONS**

THE TIRE & RIM SIZES LISTED BELOW ARE NUMBERED  
FOR USE WITH THE TIRE AND RIM SPECIFICATION LIST.

Code	Tire Size	Rim Size	Code	Tire Size	Rim Size
1	165HR14	5.5J X14	36	225/50VR16	(Front) 8 J X 16
2	185HR14	5.5J X14		245/45VR16	(Rear) 9 J X 16
3	185HR14	6 J /x 14	37	195/65VR15	6 J X 15
4	5.60-15	4.5 J X 15	38	195/65VR15	(Front) 7 J X 15
5	5.60-15	4.5 J X 15		215/60VR15	(Rear) 8 J X 15
6	5.90-15	4.5 J X 15	39	205/55ZR16	(Front) 6 J X 16
7	155SR15	4.5 J X 15		225/50ZR16	(Rear) 8 J X 16
8	165-15SS	4.5 J X 15	40	225/50ZR16	(Front) 7 J X 16
9	165SR15	4.5 J X 15		245/45ZR16	(Rear) 9 J X 16
10	165HR15	4.5 J X 15	41	225/50ZR16	(Front) 7.5 J X 16
11	165VR15	4.5 J X 15		245/45ZR16	(Rear) 9 J X 16
12	165SR15	5.5J X 15	42	205/50ZR17	(Front) 7 J X 17
13	165HR15	5.5 J X 15		255/40ZR17	(Rear) 9 J X 17
14	165VR15	5.5 J X 15	43	225/45ZR17	(Front) 7.5 J X 17
15	185/70HR15	6 J X 15		255/40ZR17	(Rear) 9 J X 17
16	185/70VR15	6 J X 15	44	205/50ZR17	(Front) 7 J X 17
17	185/70VR15	(Front) 6 J X 15		255/40ZR17	(Rear) 8 J X 17
	185/70VR15	(Rear) 7 J X 15	45	225/40ZR18	(Front) 8 J X 18
18	185/70VR15	7 J X 15		265/35ZR18	(Rear) 10 J X 18
19	185/70VR15	(Front) & J X 15	46	205/55ZR16	(Front) 7 J X 16
	185/70VR15	(Rear) 8 J X 15		245/45ZR16	(Rear) 9 J X 16
20	185/70VR15	(Front) 6 J X 15	47	225/40ZR18	(Front) 8 J X 18
	215/60VR15	(Rear) 7 J X 15		285/30ZR18	(Rear) 10 J X 18
21	185/70VR15	(Front) 7 J X 15	49	205/50ZR17	(Front) 7 J X 17
	215/60VR15	(Rear) 7 J X 15		255/40ZR17	(Rear) 8.5 J X 17
22	185/70VR15	(Front) 7 J X 15	51	225/40ZR18	(Front) 7.5 X 18
	215/60VR15	(Rear) 8 J X 15		265/35ZR18	(Rear) 10 J X 18
23	205/50VR15	(Front) 6 J X 15	52	225/40ZR18	(Front) 7.5 J X 18
	205/50VR15	(Rear) 7 J X 15		265/35ZR18	(Rear) 9 J X 18
24	205/50VR15	(Front) 7J X 15	53	255/55R18	8 J X 18
	225/50VR15	(Rear) 8 J X 15	54	275/45R19	9 J X 19
25	5.00-16	3.25D X 16	55	275/40R20	9 J X 20
26	205/55VR16	(Front) 6 J X 16	56	235/65R17	7.5 J X 17
	225/50VR16	(Rear) 7 J X 16	57	225/40R18	(Front) 8 J X 18
27	205/55VR16	(Front) 7 J X 16		295/30R18	(Rear) 11 J X 18
	225/50VR16	(Rear) 8 J X 16	58	205/55ZR17	(Front) 6.5 J X 17
28	225/50VR16	7 J X 16		235/50ZR17	(Rear) 8 J X 17
29	215/60VR15	7 J X 15	59	235/40ZR18	(Front) 8 J X 18
30	205/55VR16	7 J X 16		265/40ZR18	(Rear) 9 J X 18
31	215/55VR15	7 J X 15	60	235/35ZR19	(Front) 8 J X 19
32	205/55VR16	6 J X 16		295/35ZR19	(Rear) 9.5 J X 19
33	215/60VR15	(Front) 7 J X 15	61	235/40ZR18	(Front) 8 J X 18
	215/60VR15	(Rear) 8 J X 15		265/40ZR18	(Rear) 10 J X 18
34	205/55VR15	(Rear) 9 J X 15	62	235/35ZR19	(Front) 8 J X 19
	245/45VR16	(Rear) 9 J X 16		295/30ZR19	(Rear) 11 J X 19
35	225/50VR16	(Front) 7 J X 16	63	265/35ZR19	(Front) 9.5 J X 19
	245/45VR16	(Rear) 8 J X 16		335/30ZR20	(Rear) 12.5 J X 20

## 2020 Parade Competition Rules

Code	Tire Size	Rim Size	Code	Tire Size	Rim Size
64	235/40ZR18	(Front) 8.5 J X 18	90	235/35/R19	(Front) 8.5 J X 19
	295/30ZR18	(Rear) 11 J X 18		265/35R19	(Rear) 10.0 J X 19
65	235/40R18	(Front) 8.5 J X 18	91	235/40R18	(Front) 8.0 J X 18
	315/30ZR18	(Rear) 12J X 18		255/40/R18	(Rear) 9.0 J X 18
66	235/35ZR19	(Front) 8.5 J X 19	92	265/50/R19	8.5 J X 19
	305/30ZR19	(Rear) 11J X 19	93	275/45R19	8.5 J X 19
67	235/35ZR19	(Front) 8.5 J X 19	94	275/45R20	9.0 J X 20
	305/30ZR19	(Rear) 12J X 19	95	255/45ZR19	(Front) 9.0 J X 19
68	295/30ZR21	10 J X 21		285/40ZR19	(Rear) 10.0 J X 19
69	235/35ZR19	(Front) 8.5 J X 19	96	255/40ZR20	(Front) 9.5 J X 20
	305/30ZR19	(Rear) 11J X 19		295/35/ZR20	(Rear) 11.5 J X 20
70	235/40ZR18	(Front) 8 J X 18	97	235/40ZR19	(Front) 8.5J X 19
	295/35ZR18	(Rear) 11J X 18		285/35ZR19	(Rear) 11 J X 19
71	235/35ZR19	(Front) 8 J X 19	98	245/35ZR20	(Front) 8.5 J X 20
	305/30ZR19	(Rear) 11J X 19		295/30/ZR20	(Rear) 11 J X 20
72	235/35ZR19	(Front) 8 J X 19	99	235/45/ZR18	(front) 8 J X 18
	265/35ZR19	(Rear) 9.5 J X 19		265/45/ZR18	(rear) 9 J X 18
73	235/35ZR19	(Front) 8.5 J X 19	100	235/40ZR19	(front) 8 J X 19
	325/30ZR19	(Rear) 12 J X 19		265/40/ZR19	(Rear) 9.5 J X 19
74	275/40R20	(Front) 9 J X 20	101	235/35/ZR20	8.5 J X 20
	275/40R20	(Rear) 10 J X 20		265/35/ZR20	10 J X 20
75	295/35R21	10 J X 21	102	245/35ZR20	(Front)9 J X 20
76	235/40ZR18	(Front) 8 J X 18		305/30ZR20	(Rear)11.5 J X 20
	265/40ZR18	(Rear) 10.5J X 18	103	245/35ZR20	(Front) 9 J X 20
77	235/35ZR19	(Front) 8.5 J X 19		305/30ZR20	(Rear)12 J X 20
78	205/55ZR17	(Front) 7.0 J X 17	104	235/35ZR20	(Front)8.0 J X 20
	235/50ZR17	(Rear) 8.5 J X 17		265/35ZR20	(Rear)9.5 J X 20
79	245/50ZR18	(Front) 8.0 J X 18	105	235/40ZR19	(Front) 8.5J X 19
	275/45ZR18	(Rear) 9.0 J X 18		295/35ZR19	(Rear) 11 J X 19
80	255/45ZR19	(Front) 9.0 J X 19	106	245/35ZR20	(Front) 8.5 J X 20
	285/40ZR19	(Rear) 10.0 X 19		305/30ZR20	(Rear) 11 J X 20
81	255/40ZR20	(Front) 9.5 J X 20	107	265/35ZR20	(Front) 9.5 J X 20
	295/35XR20	(Rear)11 J X 20		325/30ZR21	(Rear) 12.5J X 21
82	205/55ZR17	(Front)7.0 J X 17	108	245/50R18	(Front) 8.0 X 18
	235/50ZR17	(Rear) 8.5 J X 17		275/45R18	(Rear) 9.0 X 18
83	235/35ZR19	(Front) 8.5 J X 19	109	235/55R19	(Front) 8.0 X 19
	265/35ZR19	(Rear) 10.5 J X 19		255/50R19	(Rear) 9.0 X 19
84	235/35ZR19	(Front) 8.0 J X 19	110	235/35/30	(Front) 8.5x20
	265/35ZR19	(Rear) 9.5 J X 19		255/50/19	(Rear ) 9.0x19
85	245/35ZR19	(Front) 8.5 J 19	111	245/45/20	(front) 9.0X20
	325/30ZR19	(Rear) 12 J X 19		285/40/20	(Rear) 11.0X20
86	235/40R18	(Front) 8.0 J X 18	112	265/35/21	(front) 9.5X21
	295/30R18	(Rear) 10.5 J X 18		305/35/21	(Rear) 11.5X21
87	235/35R19	(Front) 8.0 J X 19			
	305/30R19	(rear) 12.0 J X 19			
88	245/35R19	(Front) 9.0 J X 19			
	325/30R19	(Rear) 12.0 J X 19			
89	235/35R19	(Front) 8.5 J X 19			
	295/30/R19	(Rear) 11 J X 19			



## APPENDIX VII

# Rally Glossary

---

This glossary defines commonly used rally terms. These definitions are official for the Parade rally, and the terms may not be redefined in the “generals” or any supplementary regulations. Any terms, symbols, or abbreviations not included in this glossary but used in the Parade rally will be defined in the rally general instructions. Suggestions for the inclusion of additional terms will be welcomed by the PCR Committee.

**Acute** - A turn of substantially more than 90 degrees at an intersection.

**After** - Unless the instruction specifies otherwise, the indicated action is to be taken at the first opportunity following the designated landmark or sign.

**At** - “even with” for speed changes, mileages and pauses; “in the vicinity of” for turns and other instructions

**Bear** - A turn of substantially less than 90 degrees at an intersection.

**Before** - Any navigational aid identified by the use of the word “before” will be visible from the point of the instruction execution, used to indicate this last opportunity before the referenced sign or landmark.

**Blinker** - A warning signal at an intersection, consisting of a light or lights, usually red or yellow, operating in an alternating sequence of off and on.

**CAST** - An acronym for Change Average Speed To, indicating that the preceding average speed is to be discontinued and replaced by the value given after “CAST.”

**Cross** - To go straight across. To cross a divided highway is to cross both halves of it.

**Crossroad** - An intersection at which two public roads cross each other at approximately right angles.

**DIYC** - An acronym for Do-It-Yourself-Checkpoint. An unmanned timing control (See section R-8.2.)

**Free Zone** - A part of the timed rally route in which there are no timing controls.

**Gain** - To make up a specified time during passage of a specified distance. The gain time is subtracted from the time required at the given average speed to traverse the specific distance. The specified distance in which a gain is operative is a free zone.

**Intersection** - The point of any meeting or crossing of two or more rally roads where the rallyist will have a choice of direction in which to proceed without making a U-turn.

**ITIS** - An acronym for If There Is Such, usually given after the identification of a landmark or sign. In a numbered route instruction, “ITIS” indicates that the instruction is to be executed only if the identified marker is encountered on the route before it is possible to execute the next numbered route instruction.

**Left** - A turn to the left of from 1 to 179 degrees.

**Leg** - The part of the rally route extending from one timing control to the next, or from the start to the first timing control.

**Mileage, Approximate** - The distance from the start of a section to a point along the rally route given to within 0.1 mile.

**Mileage, Official** - The distance from the start of a section to a point along the rally route given to within 0.01 miles.

**Opp** - An abbreviation for “Opportunity.” An opportunity is a place where it is possible to execute a specified action. If “OPP” or “Opportunity” is not given in an instruction, the first opportunity to execute the instruction is assumed.

**Or** - Execute either the instruction before the word “or” (whether or not capitalized) or the instruction after the word “or” but not both. The first opportunity encountered should be used to execute the numbered instruction.

**Pause** - To delay a specified time at a named point or during passage of a specified distance. The pause time is added to the time required at a given average speed to traverse the specified distance. The specified distance in which a pause is operative is a free zone.

**Paved** - A road having a continuous hard surface, such as concrete, brick, macadam, etc., obviously suited to moderate or heavy-duty traffic.

**Pick Up** - To go essentially straight onto a new road or route.

**Right** - A turn to the right of from 1 to 179 degrees.

**RIP** - An acronym for Reads In Part, indicating that material quoted does not include all words and symbols given on a referenced sign. However, nothing is omitted within the quotes.

**Section** - Any part of a rally route at the beginning of which the official mileage is zero and at the end of which the official mileage ends or reverts to zero.

**Stop** - “Stop” or “STOP” (in quotations) or STOP (without quotations) refers to a red octagonal sign with white letters instructing you to stop if the sign faces and is applicable to the rally route. Count only one stop per intersection.

**Straight** - To go straight ahead. This term shall be used to indicate the proper course through an intersection.

**T** - An intersection having the general shape of the letter “T” requiring a turn to the left or right, both turns being essentially equal. It is not possible to go straight at a “T”.

**Traffic Light** - A signal consisting of red, yellow and green lights designed to control traffic at an intersection on the rally route. It need not be operational or it may be operating as a blinker. Count only one traffic light per intersection.

**Transit Zone** - A part of a rally route in which there are no timing controls and in which no specific speed need be maintained. Either an exact time for passage or a restart time from the end of the transit zone must be given. An approximate distance for the length of the transit zone is desirable and may be given.

**Turn** - To make a change of direction at an intersection

**Unpaved** - A road having a discontinuous, non-hard surface, such as broken stone, gravel, dirt, etc.

**Y** - An intersection having the general shape of the letter “Y” requiring a turn to the left or right, both turns being substantially less than 90 degrees. It is not possible to go straight at a Y.

**Yield** - “Yield” or “YIELD” (in quotations) or YIELD (without quotations) refers to a wedge-shaped sign instructing you to yield the right of way to traffic on a different route if the sign faces and is applicable to the rally route. Count only one yield per intersection.

( ) - Parentheses indicate redundant information. Words in parentheses are given for explanation only.

“ ” - Quotation marks indicate a sign displaying the quoted material. Word(s) not given in quotes refer to an actual person place or thing.

#### **CHECKPOINT / DIYC LIMITS**

##### Do-It-Yourself-Checkpoint (DIYC) Allowances

# of Checkpoints	5	6	7	8	9	10	11
Maximum # of DIYC	2	3	3	4	4	5	5

## APPENDIX VIII

# Competition Protest Form

## Porsche Parade Official Competition Protest Form

## Log In Personnel Use Only

Date Received: \_\_\_\_\_  
 Time Received: \_\_\_\_\_  
 Fee Received: \_\_\_\_\_  
 Copy to Protestor: \_\_\_\_\_  
 Copy to Protested Entrant: \_\_\_\_\_  
 Signature of Logger: \_\_\_\_\_

## Protest Committee Use Only

Disposition:  
 Upheld: \_\_\_\_\_  
 Fee Returned: \$ \_\_\_\_\_  
 Denied: \_\_\_\_\_  
 Signatures:  
 Protest Committee \_\_\_\_\_  
 PCR Member \_\_\_\_\_

Protester: Fill in the information requested below. Please print neatly and legibly.

Protester Name: \_\_\_\_\_ Protester Parade Entry No. \_\_\_\_\_

Event to Which Protest Applies: \_\_\_\_\_

Class Affected by Protest: \_\_\_\_\_  
 (If All Classes, So Specify)

Name of Protested Entrant (If Applicable) \_\_\_\_\_ Car No. \_\_\_\_\_

PCR Rules(s), If Applicable \_\_\_\_\_

Describe the specifics of the protestable violation or rule. Please be careful about the wording so that there will be no misunderstanding of the exact violation.

**SAMPLE FORM**

Protester Signature: \_\_\_\_\_ Time: \_\_\_\_\_ Date: \_\_\_\_\_

WHITE: Protest Committee GOLD: File Copy PINK: Posting GREEN: Protestee CANARY: Protestor

## APPENDIX IX

## Index

**ACCIDENT** (Rally) – See Delay Allowances

**AUTOMOBILES ENTERED**

- G-2.2.2. CAFP Eligibility
- G-2.3. Entrants Per Automobile
- G-2.6. Eligible Automobiles
- G-2.6.1. Non-Street Legal Automobiles – Rally
- G-2.6.2. Rally Automobiles
- G-2.6.3. Autocross Automobiles
- G-2.6.4. Technical Quiz Automobiles

**AWARDS**

- G-11.1. Class Awards
- G-11.2. Concours Awards
- G-11.3. Autocross Awards
- G-11.4. Rally Awards
- G-11.5. Technical Quiz Awards

**BODYWORK**

- A-2.5.6.4. Chassis/body/Interior (I)
- A-2.5.7.4. Chassis/body/Interior (M)

**BRAKES**

- A-5. Driver Safety
- A-2.5.5.3. Wheel/Brake/Tire (P)
- A-2.5.6.3. Wheel/Brake/Tire (I)
- A-2.5.7.3. Wheel/Brake/Tire (M)

**BUMPERS**

- A-2.5.5.4. Chassis/Body/Interior (P)
- A-2.5.6.4. Chassis/Body/Interior (I)

**CALCULATORS (RALLY)**

- R-2. Classification/Classes

**CAMBER**

- A-2.5.5.2. Suspension (P)
- A-2.5.6.2. Suspension (I)

**CARBURETORS**

- A-2.5.5.1. Engine (P)

**CHASSIS**

- A-2.5.5.4. Chassis/Body/Interior (P)
- A-2.5.6.4. Chassis/Body/Interior (I)

**CHECKPOINTS** – See Control Stations

**CLASSIFICATION**

- G-3.2. Questions
- G-5.2. Misclassification
- G-8. Disputes
- C-2. Concours
- A-2. Autocross
- R-2. Rally
- Q-2. Technical Quiz

**CLASS PROGRESSION** (Autocross)

- A-2.2. Classes
- A-2.4. Category Progression

**CLEANING** (Concours) – See Preparation (Concours)

**CLOTHING** (Autocross)

- A-5.1. Automobiles and Drivers (Safety)

**CONCOURS**

- Appendix I - Definition of Concours Automobiles
- C-2.1. Restoration (Full, Street)
- C-2.2. Preservation (Full)
- C-2.3. Preparation (Full, Touring and Street)

**CONDUCT**

- G-5.1. Unsportsmanlike Conduct
- Also See G-5. Disqualification

**CONTROLS STATIONS** (Rally)

- R-8.1.1. Open Controls (and subsections)
- R-8.2. Unmanned Controls (and subsections)
- R-8.3. Manned Route Controls

**COURSE** (Autocross)

- A-3. Course (and subsections)

**CREEPING** (Rally)

- R-10. Competitor's Rules

**DELAY ALLOWANCES**

- R-9. Delay Allowances (and subsections)

## **DISQUALIFICATION**

- G-5. Causes for Disqualification
- G-5.1. Unsportsmanlike Conduct
- G-5.2. Misclassification
- G-5.3. Alcohol, Narcotics, Illegal Substances
- G-5.4. Schedules
- G-5.5. Unsafe Driving
- G-5.6. Other Causes
- G-9.5.3. Automatic Disqualification

## **DO-IT-YOURSELF-CONTROLS (DIYC)**

- R-8.2. Unmanned Timing Controls (DIYC)

## **ELIGIBILITY**

- G-2.2. Eligible Entrants
- G-2.3. Entrants Per Automobile
- G-2.4. Registration Requirements
- G-2.6. Eligible Automobiles (and subsections)
- G-2.7. Registration Fees

## **ENGINES**

- G-2.6. Eligible Automobiles
- A-2.5.1. Engine Swaps
- A-2.5.2. Update/Backdate Modifications
- A-2.5.5.1. Engine (P)
- A-2.5.6.1. Engine (I)
- A-2.5.7.1. Engine (M)

## **ENTRANTS PER AUTOMOBILE**

(Also See Passengers)

- G-2.3. Entrants Per Automobile

## **EXHAUST**

- A-5. Driver Safety
- A-2.5.5.1. Engine (P)
- A-2.5.6.1. Engine (I)

## **FAIRNESS** (Also see Sportsmanship)

- G-4. Fairness

## **FEES**

- G-2.7. Registration Fees
- G-9.5.1. Non-Conforming Automobile
- G-9.5.2. Responsibility for Inspection Expense

## **FENDERS**

- A-2.5.5.4. Chassis/Body/Interior (P)
- A-2.5.6.4. Chassis/Body/Interior (I)

## **FLAGS**

- A-4. Flags

## **FORMS**

- G-2.4. Registration Requirements
- A-5. Driver Safety
- G-9.2. Submission of Protest
- C-6.1. Forms (Concours)
- A-7. Competitor's Rules (Autocross)
- R-8.1.2. Leg Information (Rally)
- R-8.1.3. Control Departure (Rally)
- R-8.2.3. DIYC Control Departure (Rally)
- R-8.2.4. DIYC Leg Information (Rally)
- R-9.3. Delay Allowance
- Appendix IV – Concours Score Sheets
- Appendix V – Classification Charts
- Appendix VIII – Protest Form

## **FLUIDS, AUTOMOTIVE**

- A-5. Driver Safety

## **FLYWHEEL**

- A-2.5.5.1. Engine (P)

## **“FREE” AUTOCROSS MODIFICATIONS**

- A-2.5.3. “Free” Modifications

## **GASOLINE**

- A-2.5.5.1. Engine (P)
- A-2.5.6.1. Engine (I)

## **GEARS**

- A-2.5.6.5. Transmission (I)
- Appendix VI – Specifications

## **GENERAL RULES** (See Official Rules)

## **GENERALS** (Rally)

- R-4. General Instructions (and subsections)

## **GLOSSARY** (Rally)

- Appendix VII – Rally Glossary

## **GPS/NAVIGATIONAL AIDES** (Rally)

- R-2. Classification/Classes

## **HELMETS**

- A-5. Driver Safety
- A-5.1. Automobiles and Drivers

## IGNITION

- A-2.5.5.1. Engine (P)
- A-2.5.6.1. Engine (I)
- A-2.5.7.1. Engine (M)

## IMPOUND

- A-3.4. Safety and Impound Areas
- A-7. Competitor's Rules (Autocross)

## IMPROVED (Classification Category)

- A-2.1. Categories (Autocross)
- A-2.2. Classes
- A-2.4. Class Progression
- A-2.5.6. Improved Modifications

## INSPECTION

- G-7. Safety (Tech) Inspection (and subsections)
- G-9.5.1. Non-Conforming Automobile
- G-9.5.4. Rubbing Tire Protests
- C-5.1.2. Inspection of Automobiles (Concours)
- A-5. Driver Safety
- A-7. Competitor's Rules (Autocross)

## JUDGES

- C-5.1.1. Judges

## JUDGING PROCEDURES

- C-5.1. Judging Standards
- C-5.1.2. Inspection of Automobiles

## LIMITED SLIP

- A-2.5.5.5. Transmission (P)
- A-2.5.6.5. Transmission (I)

## LUBRICATION

- A-5. Driver Safety
- A-2.5.5.1. Engine (P)
- A-2.5.6.1. Engine (I)

## MAPS

- A-3.3. Course Map

## MEASUREMENT (Rally)

- R-3. General Description of Rally
- R-4. General Instructions
- R-7. Odometer Calibration Run
- R-11. Timing and Scoring

## MODEL RANGES

- A-2.5.2. Update/Backdate Modifications

## MODIFIED (Classification Category)

- A-2.1. Categories (Autocross)
- A-2.2. Classes
- A-2.4. Class Progression
- A-2.5.7. Modified Modifications

## OFFICIAL RULES

### Introduction

- I-1. Usage
- G-3.1. Knowledge of Rules

## OFFICIAL RULES (Continued)

- G-3.2. Questions
- G-3.3. Supplementary Regulations
- G-3.4. Verbal Instructions
- R-4. General Instructions (Rally)

## OIL – See Lubrication

## OUT TIMES (Rally)

- R-5.1. Official Time
- R-8.1.3. Control Departure
- R-8.2.3. DIYC Control Departure

## OWNER'S MANUALS

- A-2.5.4. Showroom Stock Modifications

## PASSENGERS

- A-7. Competitor's Rules (Autocross)

## PASSING

- R-10. Competitor's Rules (Rally)

## PCR AND COMMITTEE

- I-3. PCR Committee and Functions PCR
- I-4. Revision Procedure
- G-3.2. Questions
- G-5. Causes for Disqualification
- G-9.1. Right to Protest
- G-9.2. Protest Committee Procedures
- G-9.3. Final Authority
- G-10. Scoring



## **POSTING**

- C-6.4. Posting of Scores (Concours)
- A-8.2.5. Posting of Scores (Autocross)
- R-11.4. Posting of Scores (Rally)
- Q-5. Scoring (Technical Quiz)

## **POOLING OF CLASSES**

- A-9. Smaller Region Classing (Autocross)

## **PREPARING (Concours)**

- C-3. Preparing Your Porsche
- C-4. Competitor's Rules

## **PRODUCTION (Classification Category)**

- A-2.1. Categories (Autocross)
- A-2.2. Classes
- A-2.4. Class Progression
- A-2.5.5. Production Modifications

## **PROTESTS**

- G-9. Protests (and subsections)

## **PYLONS**

- A-6.4. Penalties
- A-3.1. Boundaries
- A-8.2.3. Pylon Penalties

## **RADIOS (Rally)**

- R-2. Classification/Classes

## **REGISTRATION**

- G-2. Registration (and subsections)
- G-2.4.1. Registration Deadlines

## **ROADS (Rally) – See Route**

## **ROLL BARS**

- A-5. Driver Safety
- A-2.5.5.4. Chassis/Body/Interior (P)
- A-5.1. Automobiles and Driver

## **ROLL CAGES**

- A-5. Driver Safety
- A-2.5.6.4. Chassis/Body/Interior (I)
- A-2.5.7.4. Chassis/Body/Interior (M)
- A-5.1. Automobiles and Driver

## **ROOF, ROOF PANELS**

- A-5.1. Automobiles and Driver

## **ROTORS**

- A-2.5.5.3. Wheel/Brake/Tire (P)
- A-2.5.6.3. Wheel/Brake/Tire (I)

## **ROUTE (Rally)**

- R-3. General Description of Rally
- R-4. General Instructions (and subsections)
- R-6. Route Instructions (and subsections)

## **ROUTE INSTRUCTIONS**

- R-6. Route Instructions (and subsections)

## **RULES (See Official Rules)**

- G-3. Parade Competition Rules (and subsections)
- C-4. Competitor's Rules (Concours)
- A-7. Competitor's Rules (Autocross)
- R-10. Competitor's Rules (Rally)
- Q-4. Competitor's Rules (Technical Quiz)

## **RUNS (Autocross)**

- A-6. Autocross Runs (and subsections)

## **SAFETY**

- G-7. Safety (Tech) Inspection (and subsections)
- A-5. Driver Safety (and subsections)
- A-7. Competitor's Rules (Autocross)
- R-10. Competitor's Rules (Rally)

## **SCHEDULES**

- G-5.4. Schedules
- G-9.3.2. Time and Place (Protests)
- G-9.4. Concours Protests
- G-9.5. Autocross Protests
- G-9.6. Rally Protest
- G-9.7. Technical Quiz Protests
- C-5.1.2. Inspection of Automobiles
- A-6.1. Schedules (Autocross)
- A-6.3. Reruns
- R-5.1. Official Time (Rally)
- R-6.1. Equal Time for Study (Route Instructions)
- Q-1. Introduction to Tech Quiz

## **SCORING**

- A-8. Autocross
- C-6. Scoring (Concours)
- C-5. Judging (Concours) Procedures
- G-10. Scoring
- Q-5. Scoring (Technical Quiz)
- R-11. Rally

## SEAT BELTS

- A-5. Driver Safety
- A-5.1. Automobiles and Drivers (Autocross)
- R-10. Competitor's Rules (Rally)

## SERIES, AUTOMOTIVE

- A-2.5.1. Engine Swaps
- A-2.5.2. Update/Backdate Modifications (Charts)

## SHOULDER HARNESS

- A-5.1. Automobiles and Drivers

## SHOWROOM STOCK

- A-2.1. Categories (Autocross)
- A-2.2. Classes
- A-2.4. Class Progression
- A-2.5.3. "Free" Modifications
- A-2.5.4. Showroom Stock Modifications

## SIGNS, DISPLAYS

- C-4. Competitor's Rules (Concours)
- A-3.2. Entrance/Exit (Autocross)
- A-7. Competitor's Rules (Autocross)
- R-4.1. Contents (Rally Generals)
- R-4.2. Questions and Answers (Rally)
- R-6.3. Content of (Route) Instructions
- R-8.1.1. Location of Open Controls
- R-8.2.1. Location of DIYC Controls

## SPLIT CLASSES

- C-5.2.2.3. Judging Procedures for Split Classes

## SPOILERS

- A-2.5.5.4. Chassis/Body/Interior (P)
- A-2.5.6.4. Chassis/Body/Interior (I)

## SPORTSMANSHIP

- G-5.1. Unsportsmanlike Conduct

## STEERING

- A-5. Driver Safety

## SUPERCHARGER

- A-2.5.6.1. Engine (I)

## SUPPLEMENTAL REGULATIONS

- G-3.3. Supplementary Regulations

## SUSPENSION

- A-5. Driver Safety
- A-2.5.5.2. Suspension (P)
- A-2.5.6.2. Suspension (I)
- A-2.5.7.2. Suspension (M)

## TECH INSPECTION (See Safety)

## TECHNICAL AND HISTORICAL QUIZ

- Q-3. Content/Format

## TERMINOLOGY (Rally)

- R-4.1. Contents (General Instructions)
- Appendix VII – Glossary

## TIED SCORES

- C-6.3. Tied Scores (Concours)
- A-8.2.4. Tied Scores (Autocross)
- R-11.3. Tied Scores (Rally)
- Q-5. Scoring (Technical Quiz)

## TIMING

- A-8.1. Timing (Autocross)
- R-5.1. Official Time (Rally)
- R-11.1. Timing (Rally)

## TIRES

- A-5. Driver Safety Rubbing Tire
- G-9.5.4. Protests
- A-2.5.5.3. Brake/Wheel/Tire (P)
- A-2.5.6.3. Brake/Wheel/Tire (I)
- A-2.5.7.3. Brake/Wheel/Tire (M)
- A-5.1. Automobiles and Drivers

## TONNEAU COVER

- A-5.1. Open and Semi-Open Automobiles

## TRACK WIDTH

- A-2.5.5.3. Wheel/Brake/Tire (P)
- A-2.5.6.3. Wheel/Brake/Tire (I)
- Appendix VI – Specifications

## TROPHIES (See Awards)

## TURBOCHARGER

- A-2.5.5.3. Engine (I)

## WEIGHT

- A-2.5.5.4. Chassis/Body/Interior (P)
- A-2.5.6.4. Chassis/Body/Interior (I)
- Appendix VI – Specifications

## WHEELBASE

- A-2.5.2. Update/Backdate Modifications
- Appendix VI – Specifications

## **WHEELS**

- A-5. Driver Safety
- A-2.5.5.3. Wheel/Brake/Tire (P)
- A-2.5.6.3. Wheel/Brake/Tire (I)
- A-2.5.7.3. Wheel/Brake/Tire (M)

## **WINDOWS**

- A-5.1. Automobiles and Drivers

## **WINDSHIELDS**

- A-2.5.5.4. Chassis/Body/Interior (P)
- A-5.1. Automobiles and Drivers

Note: This Index is not comprehensive enough to cover every rule in the rulebook. But rather covers most of the items that history has shown to be important to provide specific location of such information.

## APPENDIX X

# Parade Over-Subscription Procedure

## The Parade Registration Oversubscription Procedure

The PCA National Board of Directors previously determined that the current Parade format should be retained with minimal change. This will, on occasion, require limiting registration due to food service, lodging accommodations, and/or maximum number of cars at the various events. The basic philosophy of Parade registration shall be “first come, first served”. In the event of oversubscription, i.e., a greater number of applications for registration than there are openings available, the lottery system, or “luck of the draw”, is determined to be the most equitable system to use. The Parade Committee shall determine the maximum number of Parade registrations that will be available for the Parade.

The following is a detailed description of the oversubscription procedure as adopted by the Executive Council on October 14, 1978, and as amended in June 2005:

1. **Announcement.** Details regarding Parade registration shall be published in Panorama at least six to eight weeks prior to the earliest eligible registration postmark date. The registration period shall not begin on a Saturday, Sunday, or Federal holiday.
2. **Region Presidents and National Staff.** Region Presidents and members of the National Staff, as listed in the back of Panorama shall have registration preference if their individual applications are postmarked or correctly filed electronically on the first eligible day.
3. **Four Applications per Region Guaranteed.** Each Region shall be guaranteed acceptance of four (4) applications, provided they are postmarked or correctly filed electronically on the first eligible day. This guarantee shall be over and above the preferred acceptances for Region Presidents and members of National Staff.
4. **Region of Record.** The Region of Record for Parade registration shall be the Region shown on the member's mailing label for the issue of Panorama containing the Parade registration application. The identification of Region on the mailing label is via a two or three letter code.
5. **Oversubscription Calculations.** If the maximum allowable registration is oversubscribed with applications postmarked, or correctly files electronically, as specified by the host Region(s), on the first eligible day, they shall first be sorted by Region and the applications from Region Presidents and National Staff members shall be accepted. All

Regions having four or less applications shall be allowed to enter in full. The remaining applications postmarked or correctly filed electronically, as specified by the host Region(s), on the first eligible day shall then be counted and the pro-rata percentage of remaining available registrations shall be applied to each individual Region's remaining applications, to be drawn by lot according to the following example:

Maximum allowable registrations (excluding workers)	400
First day Applications received or electronically filed (total)	580
First day Applications received or electronically filed Region Presidents	35
First day Applications received or electronically filed National Staff	25
First day Applications, 4 or less per Region	80
Total first day applications received or electronically filed	580
Less Region President, National Staff, and 4-or-less per Region	140
Total remaining applications	440
Maximum available registrations	400
Less Region President, National Staff, and 4-or-less per Region	140
Spaces remaining	260
Spaces remaining, divided by remaining applications results in a “pro-rata” percentage allocation:	$260/440 = 59\%$

In this example, 59% of the remaining applications from each Region shall be drawn by lot until that Region's allocation, or the minimum allocation of four (whichever is greater) has been filled.

6. **National Pool.** After registration is filled, all remaining applications postmarked, or correctly filed electronically on the first eligible date (580 in the above example) shall go into a National Pool, regardless of Region, and they shall then be drawn by lot and assigned a standby number. Each applicant on this standby list shall be notified of their position on the list.
7. **Standby List.** As and when cancellations are received from those originally accepted, applications will be accepted from the standby list of the National Pool, in numerical order. Applicants on the standby list shall be notified every 30 to 60 days of the status of the list.
8. **Refunds.** Applicants on the standby list shall be entitled to a full refund of their entry fee if their written withdrawal request is received by the Parade Registrar at least 30 days prior to the first official day of the Parade. Applicants who remain on the standby list during the last 30 days prior to the first official day of the Parade shall be entitled to a refund only if the applicant has not been offered the opportunity to register during this final 30-day period. In other words, if an applicant is on the standby list in the 30-day period preceding the Parade and is not allowed to register because of a lack of openings by cancellation, then that applicant will receive a full refund.
9. **Exchange or Transfer.** There will be no exchange or transfer of registrations permitted.

## APPENDIX XI

# Autocross Tech Inspection Sheet



## Autocross Tech Inspection Sheet

NAME: \_\_\_\_\_ CLASS \_\_\_\_\_ MEN'S \_\_\_\_\_ LADIES' \_\_\_\_\_  
 YEAR/MODEL \_\_\_\_\_ COLOR \_\_\_\_\_ CAR # \_\_\_\_\_

*!!! entrant should check for compliance prior to bringing automobile to tech inspection for verification !!!*

PASS \_\_\_\_\_ FAIL \_\_\_\_\_

1. **HELMET-SNELL, SA, SAH, K or M 2005 or later required.** Face shield required for cars without windshields. Shell SA, SAH, K or M stickers must be attached inside the helmet.
2. **SEAT BELTS/HARNESSES**-Must be present and adequate. Where installation is other than factory design, the belt mounting must be securely anchored, metal-to-metal, with large diameter washers on the both sides of the floor, mounting holes. Non-factory shoulder harness may be used in an open vehicle only if the automobile is equipped rollbar/cage.
3. **ROLLBARS/CAGES**-Rollbars are required in open vehicles driving in Modified Classes, if factory rollover protection does not exist, cages are optional. Rollbars/Cages must be equipped with adequate padding. Rollbars/Cages, when required, must meet current PCR guidelines.
4. **BREAK PEDAL**-Free return and in good operating condition. Firm brake pedal.
5. **WINDSHIELDS/WINDOWS**-No major cracks. Bolt-on windshields may be removed.
6. **GAS CAP**-Gasket intact and cap tightened.
7. **RUST**-No rust or damage to suspension or chassis parts that affect the integrity of the chassis or brakes.
8. **STEERING and SUSPENSION**-No excessive looseness in steering or suspension. Axle and shocks bolt tight. Ball joints in good condition. Tie rods secure. Axle boots and oil seals in good condition. Check half-shaft bolts and shock bolts.
9. **CAMBER**-(356 automobiles) No positive camber on any car.
10. **WHEEL BEARINGS**-Correct adjustment, check for play and no damage.
11. **WHEELS**-No cracks, no bends and all lug nuts must be torqued to manufacturer's, minimum on diameter of engagement. Snap on wheel covers and trim must be removed from steel wheels.
12. **TIRES**-Must be free of visible sidewall cracks or belts showing. Clearance between tires and any potential rubbing point must be in compliance of chosen car class in the PCRs.
13. **BRAKE FLUID**- Level in reservoir between min and max lines.
14. **BATTERY**-Securely fastened and in good condition. No acid leaks or corrosion. Check fuel lines under the battery tray on 914s. The positive (+) terminal on all batteries should (optionally) be covered by cap or tape.
15. **EXHAUST**-Must be in safe and in good condition, no leaks, securely mounted.
16. **FLUID LEAKS**-No fluid leaks of any kind. (oil, gas, brake fluid, coolant or trans fluid).
17. **THROTTLE RETURN**-Freely operating and good springs on the cars so equipped.
18. **DOOR, HOOD AND DECK LIDS**-Must be fastened securely.
19. **CAR NUMBERS**-Car numbers provided at Parade registration must be affixed on the front and both sides of the car.

DRIVERS SIGNATURE: \_\_\_\_\_ DATE: \_\_\_\_\_

WITNESS TO DRIVER'S SIGNATURE: \_\_\_\_\_

SERVICE STAMP: \_\_\_\_\_ DATE: \_\_\_\_\_



## APPENDIX XII

# Roll Bars / Roll Cages

Roll bars are required in open vehicles driving in Improved and Modified classes, Cages are optional. For purposes of these rules, if you chop the top off of your automobile, it is considered a convertible. Automobiles with original factory rollover protection, unaltered, will be considered as adequately meeting this requirement. Installed roll bars/cages (not original factory rollover protection) must be equipped with adequate padding in all areas potentially exposed to the driver. Roll bars/cages, when installed, must meet the current PCA Driver's Education Minimum Standards as written below. For reference, the 2014 Club Racing Rules regarding specifications is also referenced below.

The PCA DE Minimum Standards contain the following:

## Cabriolet/Convertible Cars

Any make of car delivered with factory installed roll over protection meets the minimum standards for PCA DE events. In these cars we recommend the soft-top be in the up position or the hard top installed. If the top is in the down position, restraint system must be used. An SFI and/or FIA approved arm restraint system for use with OEM three-point belts.

If a car does not have factory installed roll over protection, a roll bar or roll cage must be installed, which meets the "broomstick" rule (the driver's helmeted head is below a bar placed on top of the roll bar and windshield). Design, installation and materials of roll bars or cages and their installation must meet PCA Club Racing specifications, contained in Roll Cage Specifications of the PCA Club Racing Rules (referenced below). All targa tops must be installed unless there is addition roll over protection. All sunroofs must be in the closed position. The windshield alone is not considered to be factory roll over protection.

\*Velocity Management, Inc. is a source for the SFI approved arm restraint system for use with the OEM three-point belts. Contact info is [www.gofastbesafe.com](http://www.gofastbesafe.com) and the part number is QE3ptArm.

## ROLL BAR/CAGE SPECIFICATIONS (2014 Club Race Rules)

**Roll Cages and Bars:** The roll cage/roll bar must be securely mounted with the mounting plates at the bottom of the hoops mounted directly to the floor and/or longitudinal members of the unibody and make metal to metal contact. Any padding, carpet, upholstery, etc. must be removed to satisfy this requirement. The mounting area of bolt-in roll cage/roll bar must be backed by a plate of a size equal to that of the upper mounting plate with a minimum thickness of 3/16". Bolts must be grade 5 or higher. The roll cage/ roll bar must be full cockpit width, except as originally supplied by the factory for open racecars, and have two fore/aft tubing braces. The braces must be mounted as near to the top of the main hoop as possible at an included angle of at least 30 degrees. Also, the assembly must contain a diagonal (left to right side) tubing brace from one upper side of the main hoop to a floor or unibody lower frame mounting point of a bar member on the other side to obtain the strength benefits

of triangulation. Roll cage/roll bar tubing in the Stock/ Prepared Classes must remain within the passenger compartment. The removal of the door glass to facilitate side impact protection is allowed. Carbon fiber roll cages or bars are not allowed.

**Roll Cages:** The roll cage must have a full width main hoop and a full-width front hoop or two side halo hoops around the door opening connected by tubing across the top of the entire windshield. The tops of the hoops must be as close to the roof as closely as possible in closed-top cars. In open-top cars, the top of the main hoop must be at least 2" above the driver's helmet, and the plane formed by the top of the main hoop and the top of the front hoop must be above the driver's head in both closed and open top cars. The front (or side halo) and main hoops must go to the floor pan and be connected with each other with tubing as close to the roof line as possible. The cage must have at least one additional bar across the door opening

## 2020 Parade Competition Rules

below the window level on each side connecting the front and main hoops for side impact protection. Additional side impact protection (two bars or “NASCAR” style bars protruding into the door) is strongly recommended.

**Factory Roll Cages** as delivered in factory race cars are allowed. Roll cages sold or installed by Porsche in street cars are allowed in stock class cars if certified to meet FIA regulations. If the car exceeds the stock class rules, then a cage meeting the specifications above must be installed.

**Roll Bars:** All provisions under section “Roll Cage and Bars” apply. Note that roll bars without terminal mounting plates braced on the frame are not acceptable. The top of the main hoop must be at least 2” above the driver’s helmet when the driver is seated in the normal driving position. Porsche Tequipment bars and factory roll bars in Boxsters are not sufficient to meet these rules. An inspection hole 3/16” in diameter must be provided in a non-critical area for verification of tube thickness. Any portion of the assembly which may come in contact with the driver’s helmet must be covered with high density foam at least 3/4” thick held securely in place with zip ties, electrical tape or duct tape. Foam must be equivalent to SFI 45.1 or FIA 8857 standards for hardness.

### **Minimum Roll Bar Tubing Sizes Car Weight without Driver**

All required tubing must have the following minimum diameters and wall thicknesses:

	Under 1500 lbs.	Over 1500 lbs.
Mild Steel	1.5” x .120”	1.75” x .120”
Alloy Steel	1.375” x .090	1.625” x .095”

### **Minimum Roll Cage Tubing Sizes**

All required tubing must have the following minimum diameters and wall thicknesses:

#### **Car Weight without Driver**

	Under 2500 lbs.	Over 2500 lbs.
Mild Steel	1.50” x .095”	1.75” x .095” or 1.50” x .120”
Alloy Steel	1.375 x .095”	1.50” x .095”



# 2020 Parade Competition Rules



Published by the  
Parade Competition Rules Committee  
The Porsche Club of America, Inc.  
2020  
visit us at [www.pca.org](http://www.pca.org)